

# ALCHEMY EMERGING LEADERS OF TOMORROW SERIES 2<sup>+</sup>

#The investment objective of the Alchemy Emerging Leaders of Tomorrow, Series 2 (the Fund) is to carry on the activities of a category III AIF as permissible under the AIF Regulations and generate long-term capital appreciation by investing in such opportunities including investing in, (i) listed Indian equities comprising of Largecap stocks and minimum 65% in Mid and Smallcap, and (ii) about 10% in IPO opportunities or any other instruments allowed under Applicable Laws. It is hereby clarified that the investment allocations provided above are indicative and may vary as determined by the Investment Manager in the best interests of the Contributors.

## THE RIGHT CONFLUENCE OF FACTORS



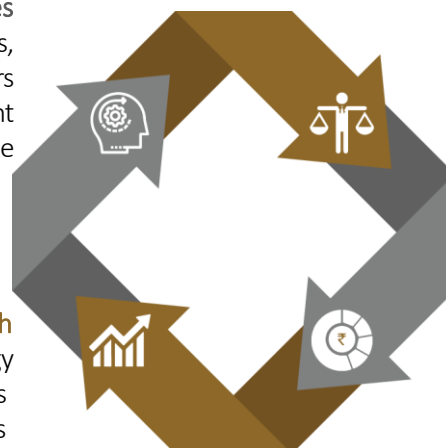
## KEY MANAGEMENT ATTRIBUTES WE LOOK FOR

### Capabilities

- Feedback from customers, ex-employees, and competitors
- Ability to attract high quality talent and retain the same

### Hunger for Growth

- Focused on a differentiated strategy
- Quality of relationships with clients
- Entry into new markets or adjacent categories
- Pipeline of products and services



### Ethics/Corporate Governance

- Based on the feedback from industry sources and expert networks

### Capital Allocation

- Acquisition strategy
- Strategy behind investments into new markets, services, or product lines
- Maintain conservative leverage

*\*Alchemy Emerging Leaders of Tomorrow, Series 2 is one of the Schemes of Alchemy Alternative Investment Trust, registered with Securities and Exchange Board of India (SEBI) as a Category III – Alternative Investment Fund, vide registration number IN/AIF3/17-18/0381. Alchemy Capital Management Private Limited is the Investment Manager and sponsor of the Alchemy Emerging Leaders of Tomorrow, Series 2.*

*#The fund objectives and strategy are indicative and there are no assurances that they will be achieved. Please read the Private Placement memorandum for complete details.*

## KEY OPPORTUNITY AREAS##

<p>Attractive opportunities in sub-sectors with high growth and profitability potential</p>	
<p>New sectors and opportunities from new listings/regulatory changes</p>	
<p>Corporate action which can unlock value</p>	
<p>Every cycle, new teams, and leaders drive growth</p>	
<p>Opportunities beyond domestic arena</p>	

## Source: Alchemy Capital | 31 Jan 2023 | Note: These are examples and there is no assurance that these will form part of the portfolio.

## FUND'S INVESTMENT CRITERIA \*\*

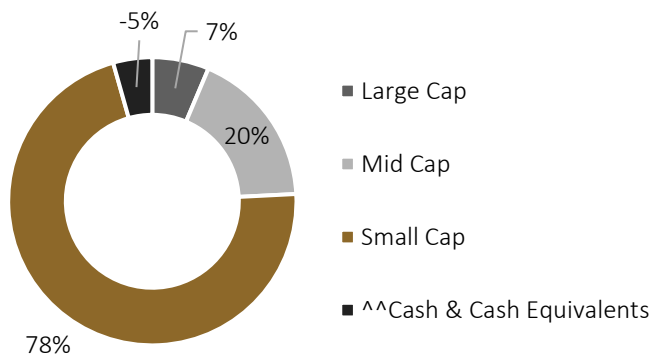
<p><b>Quantitative Metrics</b></p>
<ul style="list-style-type: none"> <li>• Above market growth rates</li> <li>• ~15-20% RoCE over a company's earning cycle</li> <li>• High cash conversion – OCF/EBITDA of at least 40-50%</li> <li>• Low leverage &lt;1X</li> <li>• Decent free cash flow generation over cycle</li> <li>• Limited equity dilution &lt; 10% over 2 years</li> </ul>
<p><b>Qualitative Metrics</b></p>
<ul style="list-style-type: none"> <li>• Opportunity size of the market and how much the market can grow</li> <li>• Market share and trend of increase in market share</li> <li>• Diversified customer base</li> <li>• Key competitive advantages such as low-cost structure, branding, distribution and technology</li> <li>• Markets with low government intervention</li> </ul>
<p><b>What We Will Avoid</b></p>
<ul style="list-style-type: none"> <li>• Weak corporate governance</li> <li>• Low return on capital</li> <li>• High leverage</li> <li>• Global cyclical</li> <li>• Sectors with high regulatory interference</li> </ul>

\*\*The investment criteria is indicative and there are no assurances that they will be achieved. Please read the Private Placement Memorandum for complete details.

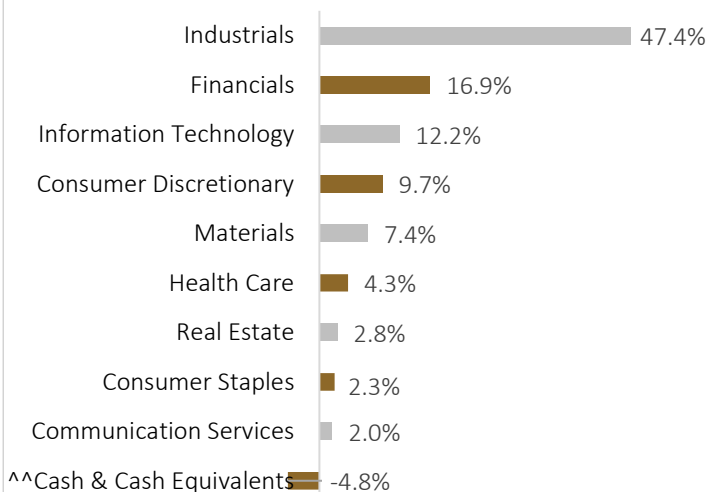
## PORTFOLIO PERFORMANCE AND COMPOSITION\*

Period	Fund Returns		BSE 400 Mid Small Cap	BSE 500
	Post Fees, Expenses and Taxes	Post Fees, Expenses and Pre Taxes		
1 Month	3.8%	4.2%	2.2%	-0.3%
3 Months	14.4%	16.0%	4.4%	-2.5%
6 Months	11.4%	12.8%	0.1%	-5.6%
1 Year	17.4%	19.8%	3.4%	-1.1%
3 Years	10.0%	12.2%	5.5%	3.1%
2 Years	20.1%	23.6%	19.3%	12.2%
Since Inception	22.5%	26.6%	21.9%	14.7%

### Market Cap Allocation



### Sector Allocation



### Portfolio Holdings

Portfolio Holdings	Weight (%)
TD Power Systems Ltd	9.01%
Avalon Technologies Ltd	7.05%
Bharat Electronics Ltd	5.93%
SJS Enterprises Ltd	4.86%
Hitachi Energy India Ltd	4.55%
Vidya Wires Ltd	4.48%
Multi Commodity Exchange of India Ltd	3.95%
Neuland Laboratories Ltd	3.71%
BSE Ltd	3.70%
CarTrade Tech Ltd	3.67%
Nuvama Wealth Management Ltd	3.41%
Dynomatic Technologies Ltd	3.31%
Voltamp Transformers Ltd	3.05%
Shilchar Technologies Ltd	3.00%
AU Small Finance Bank Ltd	2.76%
NRB Bearings Ltd	2.75%
Sobha Ltd	2.75%
Venus Pipes and Tubes Ltd	2.73%
Timken India Ltd	2.72%
Azad Engineering Ltd	2.69%
Blue Star Ltd	2.60%
Neogen Chemicals Ltd	2.49%
Latent View Analytics Ltd	2.35%
Piccadilly Agro Industries Ltd	2.31%
Time Technoplast Ltd	2.18%
KSB Ltd	2.13%
KPIT Technologies Ltd	2.13%
PB Fintech Ltd	1.98%
Tips Music Ltd	1.97%
BEML Ltd	1.79%
Orient Electric Ltd	1.12%
Union Bank Of India	1.05%
Blue Jet Healthcare Ltd	0.63%
Cash & Cash Equivalents	-4.81%
<b>Total</b>	<b>100%</b>

\*Performance figures are as of 31st May 2026 | Inception Date – 16th March 2023. | Consolidated Returns are calculated using unitization method. The Consolidated Returns may vary with investors' returns depending on the class/series investor have subscribed into. | Past Performance is not indicative of future performance. Returns less than 1 Year: Absolute, greater than 1 Year: CAGR | Performance related information provided herein is not verified by SEBI | Performance Data for CRISIL AIF Index – Category III is available till March 2025. Please refer to the Category III AIF benchmarking report issued by CRISIL provided separately with this document. | Source of Market Cap Allocation - AMFI | Source of Sector Allocation is Bloomberg except for Dynomatic Technologies which is classified under Industrials instead of Consumer Discretionary based on Alchemy's investment thesis. | Cash & Cash Equivalent is negative due to tax provisions, actual cash is 0.8% of the portfolio value.

## ALCHEMY EMERGING LEADERS OF TOMORROW, SERIES 2 – KEY FUND DETAILS\*

<b>Scheme Name</b>	Alchemy Emerging Leaders of Tomorrow, Series 2
<b>Investment Manager</b>	Alchemy Capital Management Pvt. Ltd.
<b>Investment Tenure</b>	50 months from the date of First closing (extendable by 12 months with the requisite consent of the Contributors)
<b>Investment in type of securities</b>	Equity upto 100% - Listed Stocks- Largecap, Midcap, Smallcap   IPO   Preference Shares   Warrants
<b>Units of other AIFs</b>	Up to 25%
<b>Redemption windows</b>	<p>24 months Lock in from Final Closing Date (Thereafter monthly redemption with prior notice of 15 days subject to exit charges, mentioned below)</p> <ul style="list-style-type: none"> <li>• After 24 months from the Final Closing but up to 36 months from the Final Closing: 3% of NAV</li> <li>• After 36 months from the Final Closing and prior to the end of the Term: 2% of NAV</li> </ul>
<b>Investment Horizon</b>	3 to 5 years
<b>Risk Appetite</b>	High Risk
<b>Fund Managers</b>	Hiren Ved (Fund Manager), Mythili Balakrishnan (Co-Fund Manager)
<b>Eligible Investors</b>	Resident Indians, NRI, HNI, Hindu Undivided Family (HUF), Banks, Bodies Corporate, Partnership Firm, Accredited Investors & Trusts

\*These are not the complete terms of the Fund. Please refer the Private Placement Memorandum for complete details.

**Disclaimer:** Investments in securities market are subject to market risks. Please read all offer documents carefully before investing. Please read the complete disclaimer available at: <https://www.alchemycapital.com/disclaimer-disclosure.aspx>

Alchemy Capital Management Pvt. Ltd.

B-4, Amerchand Mansion, 16 Madame Cama Road, Mumbai 400 001

Phone: +91-22-66171700 | Website: [www.alchemycapital.com](http://www.alchemycapital.com)

CIN: U67120MH1999PTC119811 | SEBI Regn No.: INP000000365