

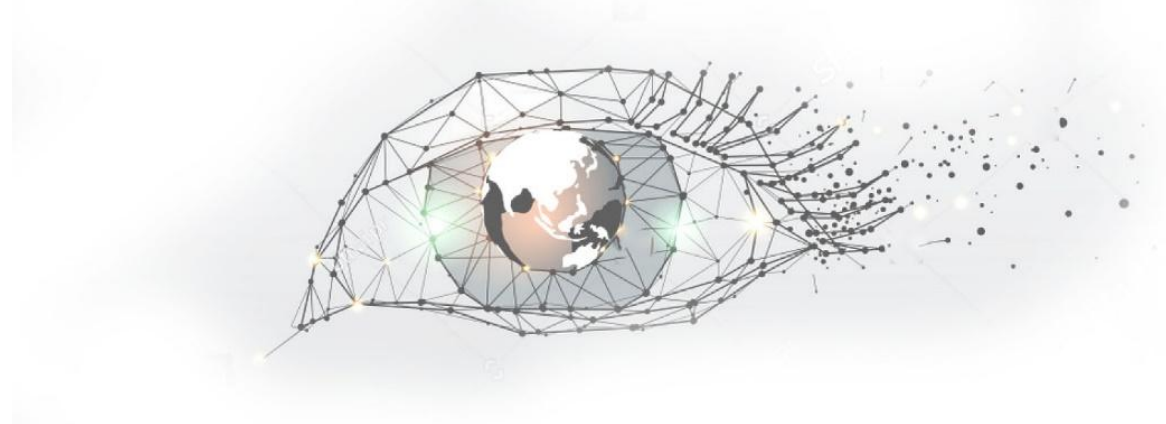
ALCHEMY LEADERS OF TOMORROW

Fund Manager: Hiren Ved | Co-Fund Manager: Himani Shah

“ Leadership is the
capacity to translate
vision into reality. ”

– Warren Bennis

(Internationally-acclaimed Sportsman)



ACHIEVERS TODAY. LEADERS TOMORROW.



Vision & First Mover

Spot opportunities early and be the first in under-served markets



Digitally Savvy, Tech Adaptability

Ability to understand and adopt to new technologies



Accountability & Dependability

Adopt best in class management practices with transparency and consistency



Strategic & Critical Thinking

Identify trends early, invest and position ahead of the curve



Build Defensible MOATS

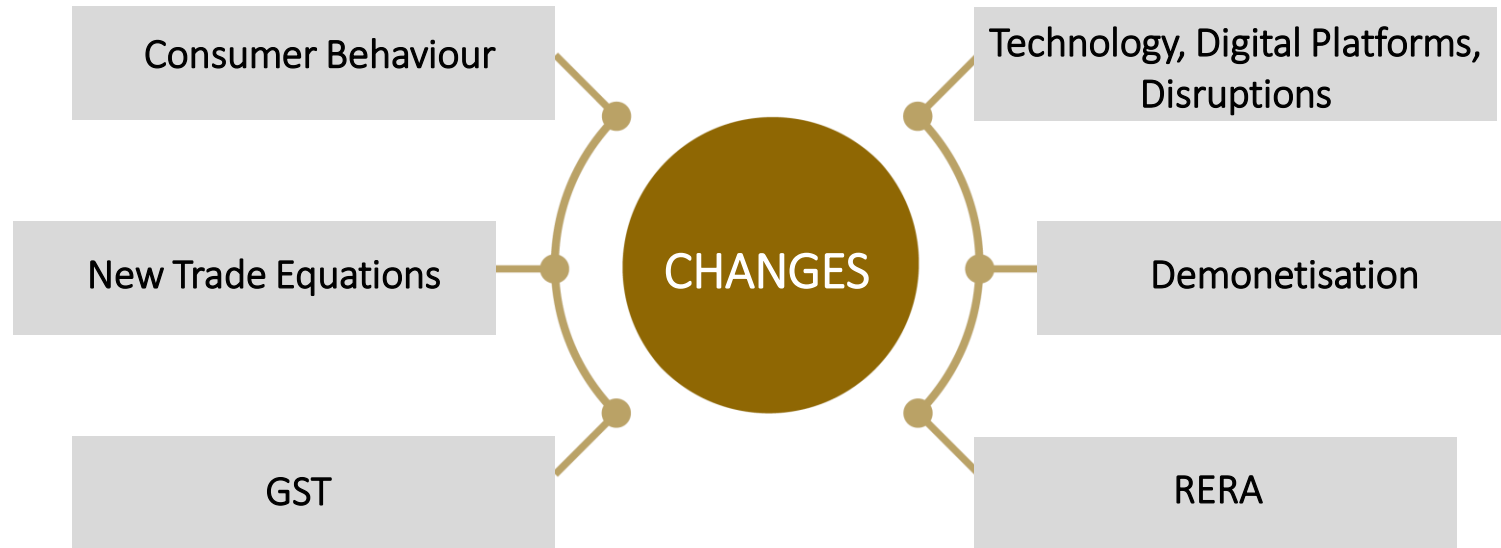
Focus on R&D and innovation



Influential

Set the business, social, environmental and governance agenda

A STEP BACK TO TAKE A LEAP



Course correction for Indian economy and its impact:

- Businesses which thrive on lack of transparency, lower costs, and tax avoidance face serious survival challenge as price-to-quality perception gap against larger players erode.
- Changes behaviour and curtails demand for discretionary/ luxury goods, erstwhile paid in cash.
- Reroutes savings to more transparent, liquid and tax efficient financial assets.
- Suppresses demand for physical assets like real estate and gold.
- Rapid adoption of home grown and global technologies to suit local conditions.



FORESIGHT FOR TOMORROW, TODAY.

Adapt to a newer tomorrow with global environment

- Disruptive Technology
- Change in regulatory framework
- New trade equations
- Geopolitics

Winners of tomorrow

- Understand the role of technology
- Adapt it to their advantage
- Shape consumer behaviour
- Service their consumer better
- Build a leaner business model
- Manage risks better

THE WAY AHEAD FOR THE LEADERS OF TOMORROW



DISRUPTION



ADAPTABILITY



RESILIENCE

THE NEW NORMALS

THE STRATEGY: ALCHEMY LEADERS OF TOMORROW*

- The Fund strategy** seeks to generate long term capital appreciation by investing in (i) listed Indian equities, (ii) Private Investment in Public Equity (“PIPES”) on listed Indian equities, and (iii) IPO and pre-IPO opportunities.
- The investment allocation will be Multi-Cap & Sector Agnostic, which allows flexibility in stock selection.
- Concentrated portfolio; generally, may consist of +/- 30 stock ideas.
- Endeavour will be to focus on companies showing best traits of adaptability to the new economic normal, driven by innovation & ingenuity.
- Alchemy Investment Philosophy is “Growth at Reasonable Price”. The Approach is rooted in the Premise that India is a high growth economy and the best way to play this is to identify and invest in companies which are best equipped to take advantage of emerging domestic and global opportunities.
- Fund Manager: Hiren Ved | Co-Fund Manager: Himani Shah

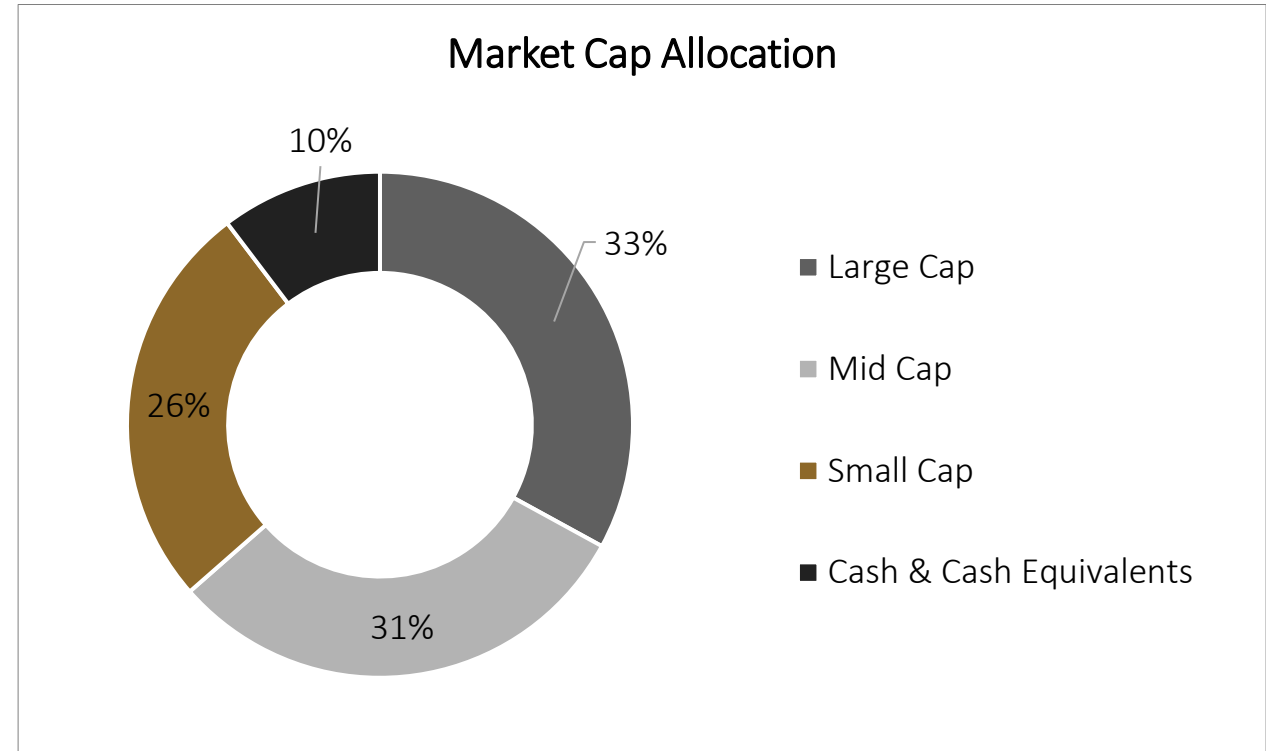
Note:

**Alchemy Leaders of Tomorrow is a scheme of Alchemy Alternative Investment Trust registered with SEBI as Category III Alternative Investment Fund.*

*** The Fund strategy is merely a target and there are no assurances that it would be achieved. This is not complete information on the Fund strategy. Please refer the Private Placement Memorandum and its Addendum for complete details.*

PORTFOLIO PERFORMANCE AND COMPOSITION

Period	Fund Returns		BSE 500
	Post Fees, Expenses and Taxes	Post Fees, Expenses and Pre Taxes	
1 Month	-3.9%	-4.2%	-3.4%
3 Months	-8.5%	-9.0%	-2.8%
6 Months	-7.4%	-7.7%	0.6%
1 Year	-3.1%	-2.7%	6.5%
3 Years	18.2%	20.2%	15.0%
5 Years	16.6%	18.6%	15.0%
Since Inception	12.2%	13.8%	11.6%



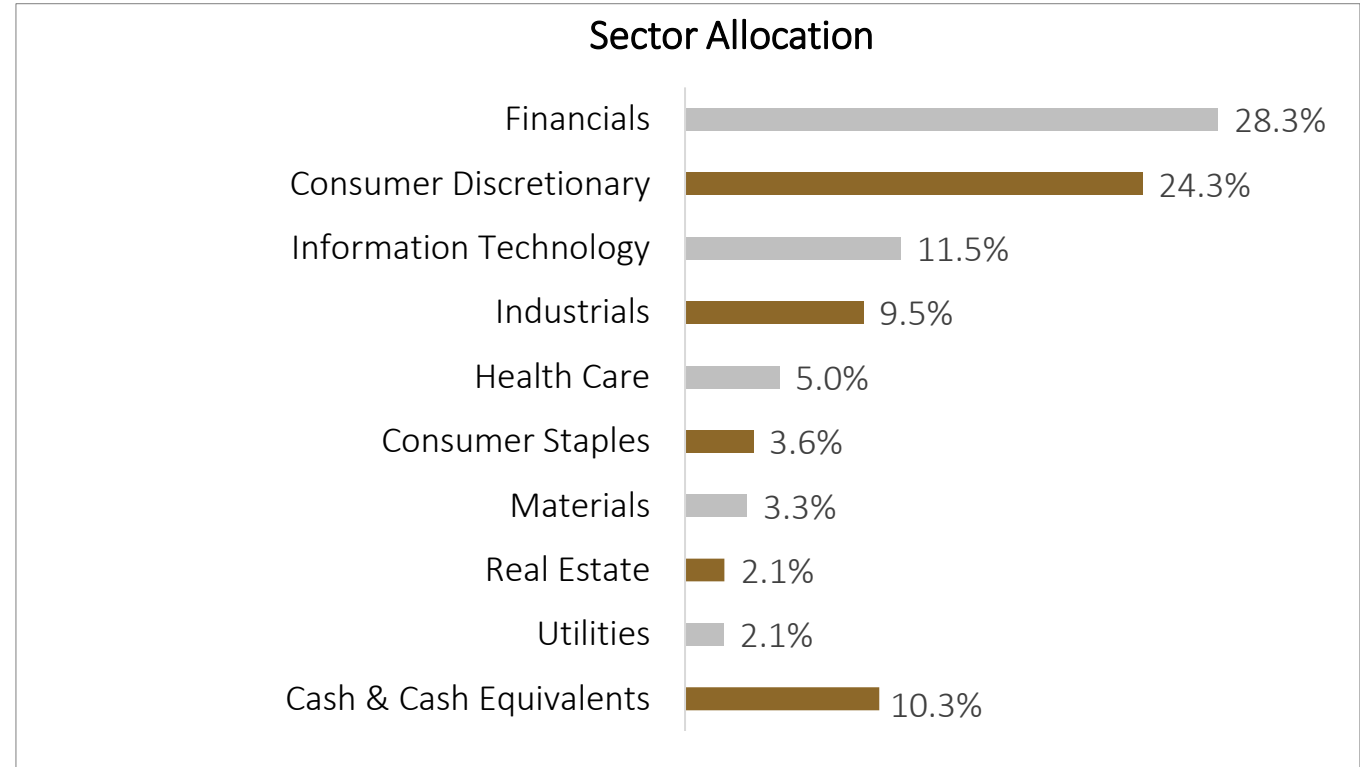
• Source (Market Cap Allocation): AMFI

Note: Inception Date – 4th Jan 2018 | All data as on 31st January 2026

Consolidated Returns are calculated using unitization method. The Consolidated Returns may vary with investors' returns depending on the class/series investor have subscribed into. | Past performance is not indicative of the future performance. Returns less than 1 Year: Absolute, greater than 1 Year: CAGR. | **Performance related information provided herein is not verified by SEBI.** Performance Data for CRISIL AIF Index – Category III is available till March 2025 . Please refer to the Category III AIF benchmarking report issued by CRISIL provided separately with this document.

PORTFOLIO PERFORMANCE AND COMPOSITION

Top 10 Stocks by Weight	Weight (%)
Multi Commodity Exchange Of India Ltd	6.86%
One 97 Communications Ltd	5.02%
Hindustan Aeronautics Ltd	5.02%
Avalon Technologies Ltd	4.95%
BSE Ltd	4.88%
KDDL Ltd	4.65%
Mahindra & Mahindra Ltd	4.19%
Bajaj Finserv Ltd	3.66%
Dixon Technologies India Ltd	3.62%
Trent Ltd	3.44%



Inception Date: 4th Jan 2018 | All data as on 31st January 2026
Source: (Sector Allocation) - Bloomberg

THE TERMS OF THE FUND

Scheme Name:	Alchemy Leaders of Tomorrow
Investment Manager:	Alchemy Capital Management Pvt. Ltd.
Investment Horizon:	3 to 5 years
Underlying Asset Class:	Listed equities, QIP's and IPO opportunities
Initial Contribution:	Minimum Rs 1 Crore
Redemption Windows:	Fortnightly (i.e. 15th and last day of every calendar month)
Exit Charges:	Up to 12 months from the date of each allotment – 1%; Thereafter NIL
Risk Appetite:	High Risk
Subscription Period:	Fortnightly (i.e. 15th and last day of every calendar month)
Eligible Investors:	Resident Indians, NRI, Accredited Investors, HNI, Hindu undivided Family (HUF), Banks, Bodies Corporate, Partnership Firm and Trusts

THE TERMS OF THE FUND

Fee Plan Option I Management Fee Plan^:

Investment Amount	Regular Plan (Per annum)
1 Cr to Less than 5 Cr	2.50%
5 Cr to Less than 10 Cr	2.25%
more than or equal to 10 Cr	2.00%

Performance Fees: Nil

Fee Plan Option II Performance Fee Plan^:

Investment Amount	Regular Plan (Per annum)
1 Cr to Less than 5 Cr	1.50%
5 Cr to Less than 10 Cr	1.25%
more than or equal to 10 Cr	1.00%

Performance Fees: 15% of returns charged at the end of financial year or at the time of redemption, which ever is earlier, with the hurdle rate of 10%, including High Water Mark provisions.

Note: These are not the complete terms of the Fund. Please refer the Private Placement Memorandum and its Addendum for complete details.

^All clients have an option to invest in the fund under Direct Plan.

STANDING TALL
ALCHEMY CAPITAL MANAGEMENT

ALCHEMY CAPITAL MANAGEMENT



One of the pioneers of bespoke Portfolio Management Services in India.



Manages/Advises AUM of over USD 1.0 billion (as of January 31, 2026).



Legacy of over 2 decades, built on trust, integrity, and expertise.



Team of stable and experienced investment professionals with deep industry knowledge and the ability to navigate market cycles.



Serving HNIs, UHNIs, Family Offices, Fund of Funds, Institutions and Corporate.



Disciplined investment approach with an emphasis on research, insights and long-term investments for sustainable returns.

ALCHEMY'S INVESTMENT PHILOSOPHY

We believe that consistent and superior long term absolute returns can be made across market cycles by investing in growth companies with good management teams.



Robust Financial Metrics

We like businesses which address large and growing external opportunities, have a competitive advantage in effectively exploiting those opportunities and have a scalable business model with higher-than-average Return on Capital Employed (ROCE) over the investment horizon.



Strong Growth Fundamentals

While growth companies form the core of our portfolio, we also tactically invest in deep value opportunities and special situations that may appear due to and during market cycles.



Exceptional Management Teams

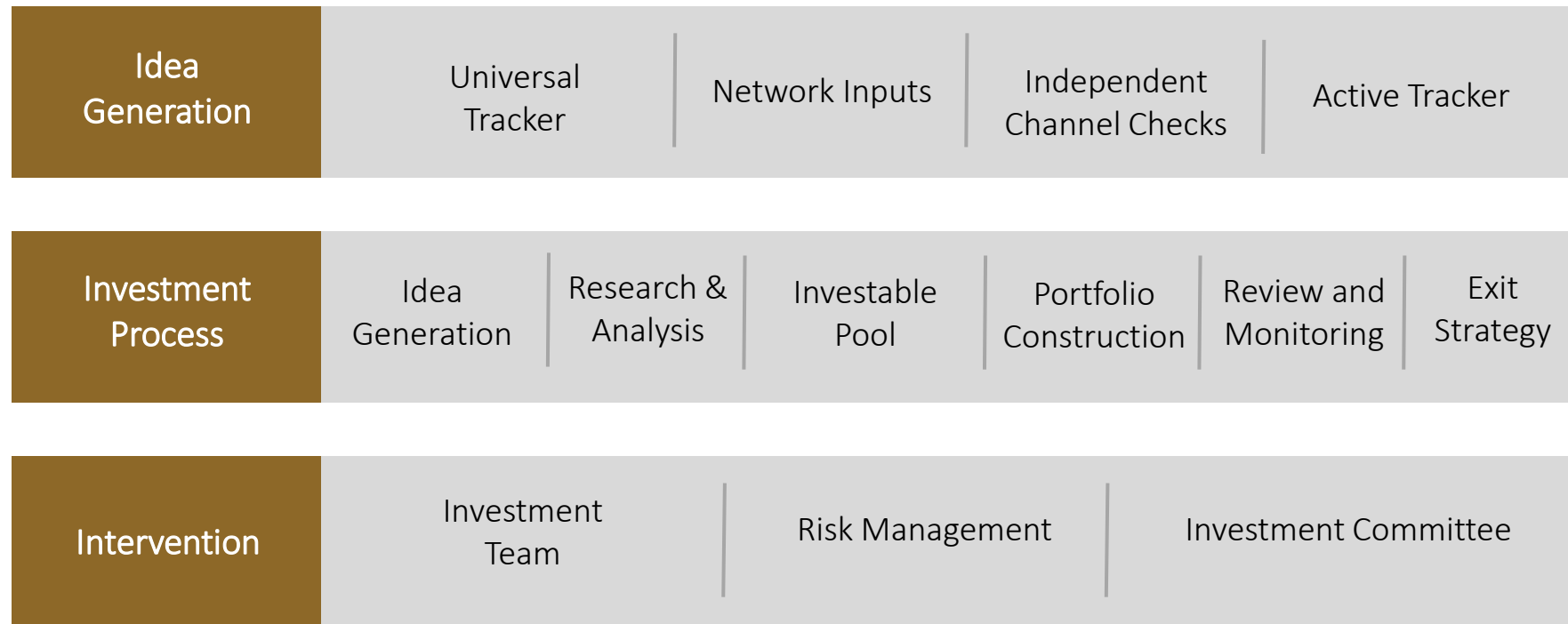
We believe that management teams are key to business success. We look for managements which have aggression, are aligned to business outcomes while simultaneously having respect for governance and capital allocation.

INVESTMENT TEAM



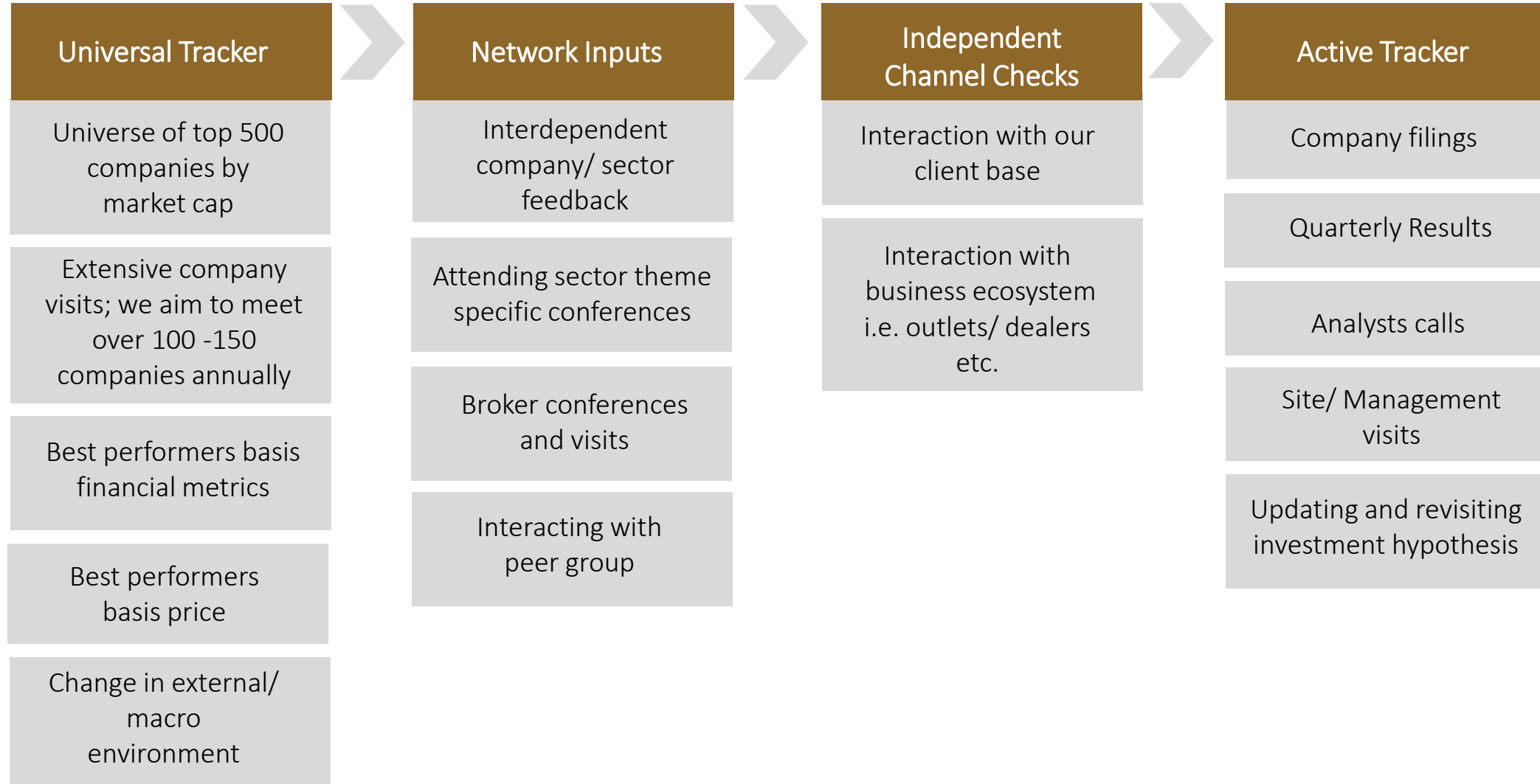
Note: Total experience in industry is provided herein above

3 | MATRIX: IDEA, INVESTMENT, INTERVENTION

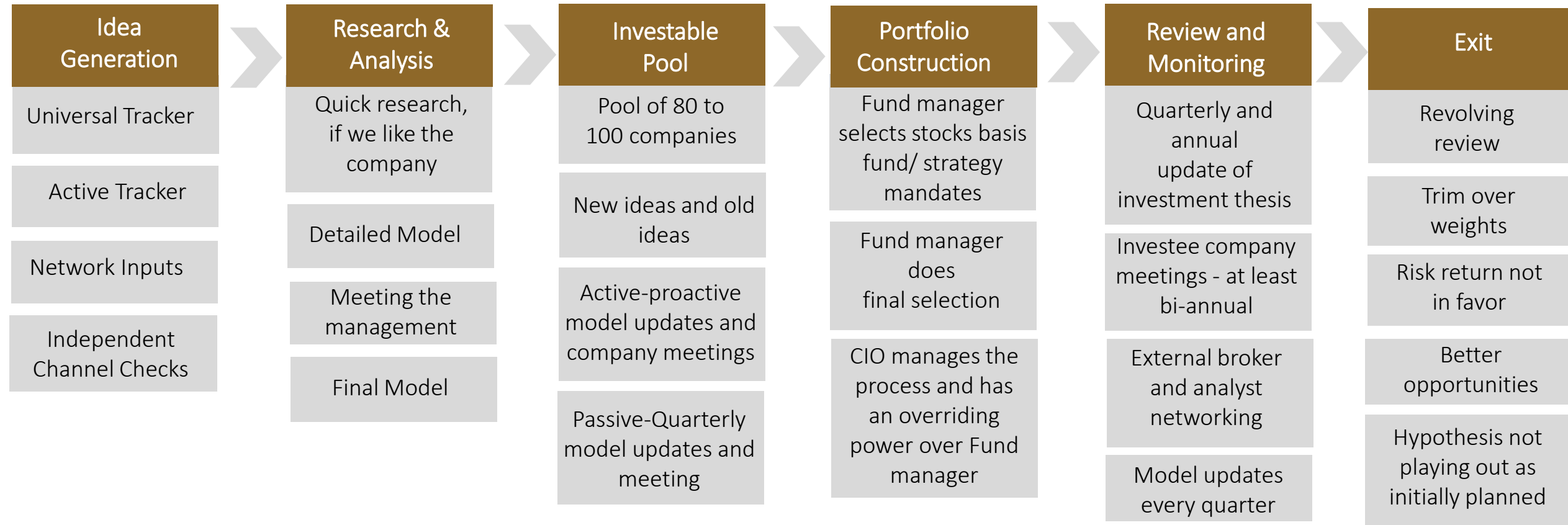


Top-Down Sustainable Themes

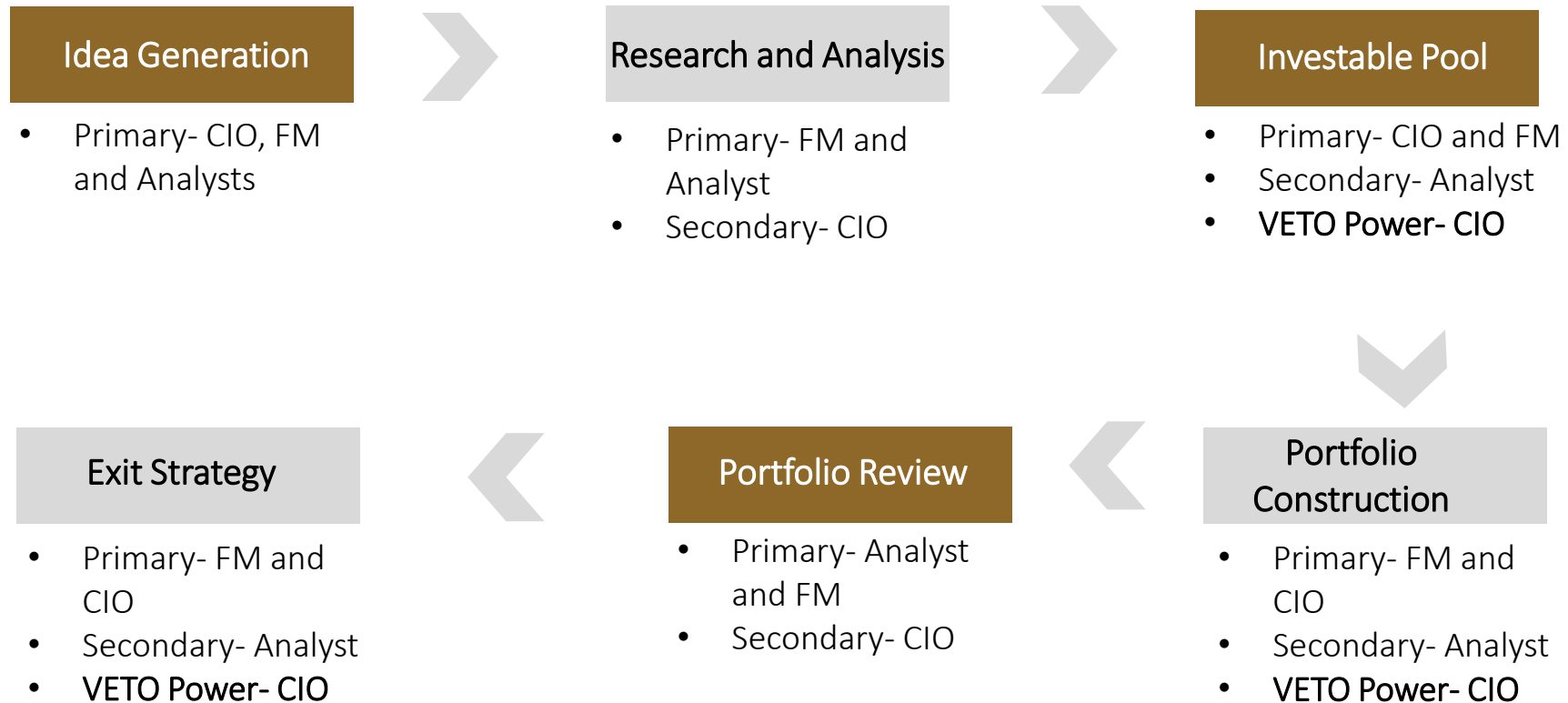
IDEA GENERATION



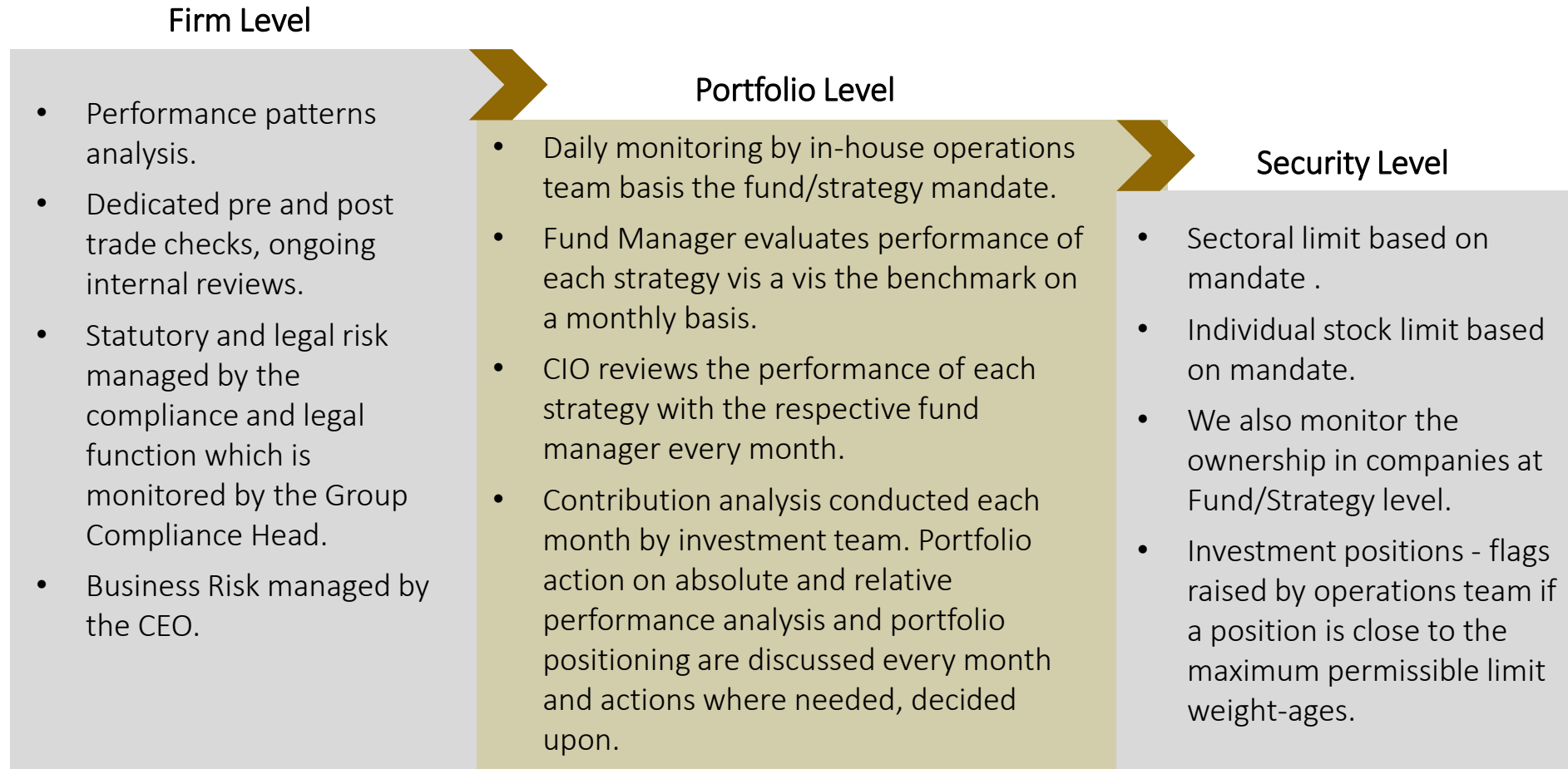
INVESTMENT PROCESS



INTERVENTION: INVESTMENT TEAM



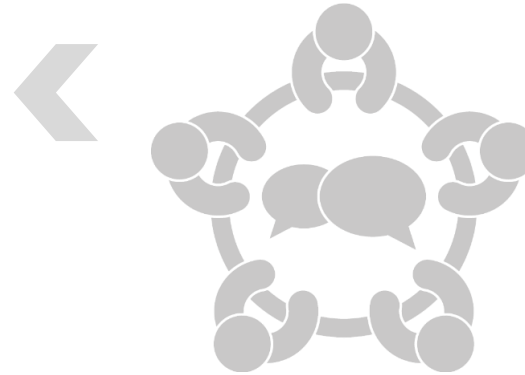
INTERVENTION: RISK MANAGEMENT



INTERVENTION: INVESTMENT COMMITTEE

INVESTMENT COMMITTEE INTERVENTION

CEO, CIO, COO,
Fund Managers,
Business Heads and
Head of Research



MONTHLY REVIEWS

Forming and reviewing macro view,
Performance Tracking,
Contribution Analysis,
Outlier Management and decisions
Exception Reporting and Priority Actions

Major topics discussed in the Investment Committee meet

Macro View	The investment team presents their view on the changes in macro & micro variables and what can be expected in future.
Fund Performance	Performance of all funds/products is analyzed. Each fund manager has to present his portfolio positioning and the impact of change in macro and micro variables that have affected or may affect the portfolio in the future. In case of consistently underperforming positions, triggers of events are defined. If these triggers are not achieved, then relevant actions to be taken/already taken and discussed.
Risk Monitoring	An in-depth contribution analysis is presented to understand under-performers, out-performance and plan of action for the same.



CASE STUDIES

MCX - POWERING TRANSPARENT PRICE DISCOVERY ACROSS COMMODITIES

MCX: The Undisputed Leader Powering India's Commodity Derivatives Market

Multi Commodity Exchange Of India Ltd –(MCX) is India's one of the largest commodity derivatives exchange, offering trading in metals, energy and agricultural commodities. It commands a dominant market share with near-monopoly positions in key contracts like gold, silver and crude oil. MCX benefits from strong network effects, high liquidity, regulatory entry barriers and mission-critical infrastructure, creating a durable moat. Its technology-driven platform, trusted price discovery and deep participant base reinforce its leadership in India's commodity markets.

MCX - Price Movement



Source – Bloomberg

Disclaimer - The case study presented here is for illustration purposes only. It may or may not form part of Fund's portfolio.

MCX - POWERING TRANSPARENT PRICE DISCOVERY ACROSS COMMODITIES

What's Different?

- MCX commands 98.8% & 100% market share in commodities futures & commodity options traded in India.
- MCX trading platform offers diverse commodities like energy (crude oil, Natural gas), precious metals (gold, silver), base metals (aluminum, copper etc.) as well as agriculture commodities (cotton, cardamom etc.) on a single platform.
- MCX platform forms the back-bone for commodity producers, hedgers & speculators – enabling mitigation of commodity price volatility risk at various levels.
- Price discovery - MCX attracts significant liquidity, which in turn leads to efficient price discovery for the ecosystem.
- MCX enables delivery for base metals through its pan India warehouses for end users.
- In a global commodity price volatility scenario MCX provides mechanism to mitigate commodity price volatility risk

Opportunities

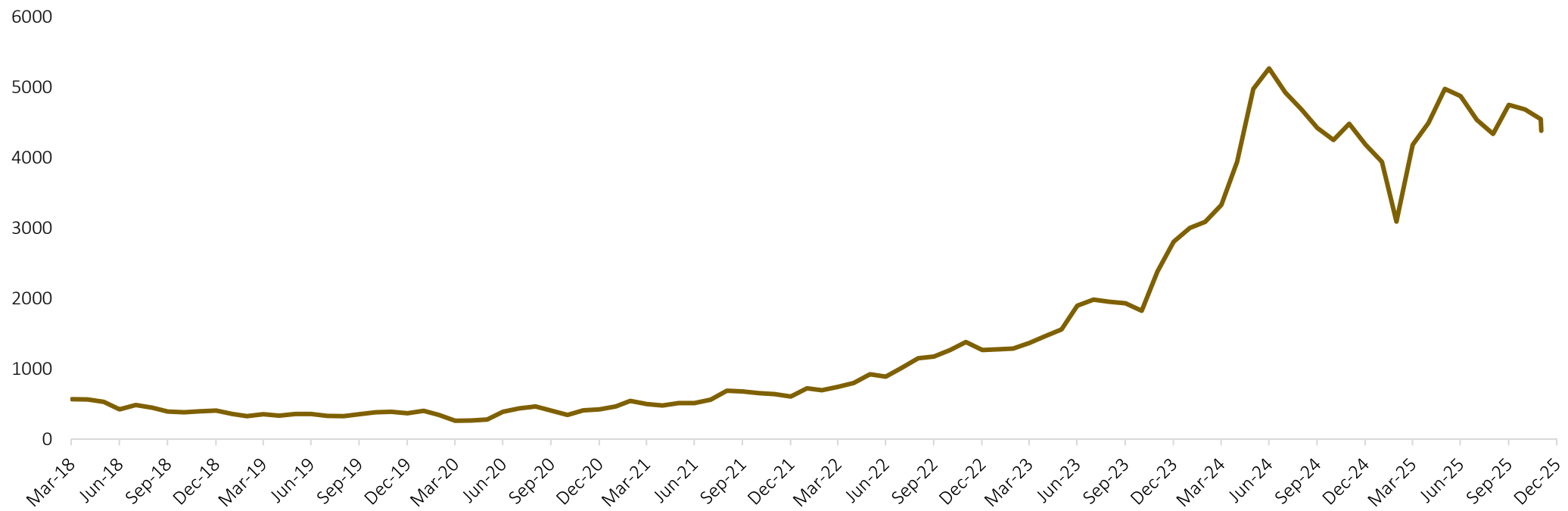
- Newly incorporated Technology being “TCS CDP” i.e. Commodity Derivatives Platform, supports new product launch in the commodity futures & options space.
- Like in the past 2 years, MCX Commodity options is projected to grow at very high rates in coming few years.
- Options on futures is a key opportunity especially in bullion (Gold & Silver)
- MCX has a strong product pipeline, across different types of commodities like Gold 10g futures, Gold 1kg monthly options, Cardamom futures, cotton seed wash oil futures, cotton candy futures, electricity futures (close to approval),
- Operating Leverage – MCX has demonstrated operating leverage as incremental revenues are coming in at a low cost, improving margins structurally.
- Multi asset product pipe line improves the quality of growth. Reliance on a single commodity goes down.

HAL– SOARING TO NEW HIGHS

HAL – Turbo charged growth run-away

Hindustan Aeronautics (HAL) is amongst India's leading manufacturer of military aircrafts (indigenous and licence manufacturing) and is a one of the key beneficiaries of the Government's (GOI's) self-reliance drive in the defense sector. The company is going to be a recipient of the modernization, upgrade and increase in the fighter aircraft fleet of India. In addition to the same it shall benefit from the export orders as well as increase demand for helicopters in the defense as civil sector.

HAL - Price Movement



Source – Bloomberg

Disclaimer - The case study presented here is for illustration purposes only. It may or may not form part of Fund's portfolio.

HAL– SOARING TO NEW HIGHS

What's Different?

- As GOI is reducing dependence on imports, HAL designed Tejas Light Combat Aircraft (LCA) is gaining importance for the Indian airforce as it seeks to modernize and upgrade its fleet. So, the size of the opportunity and order inflow run-away is huge.
- The company is looking to accelerate production lines from 16 to 24, which may accelerate revenue growth. It is also working to indigenise its supply-chain which is could be beneficial in terms of margin and product delivery.
- They may also gain from combat helicopter fleet modernization going ahead. The company is also amongst the top leaders in civil helicopters and enhancing its capacity.

Opportunities

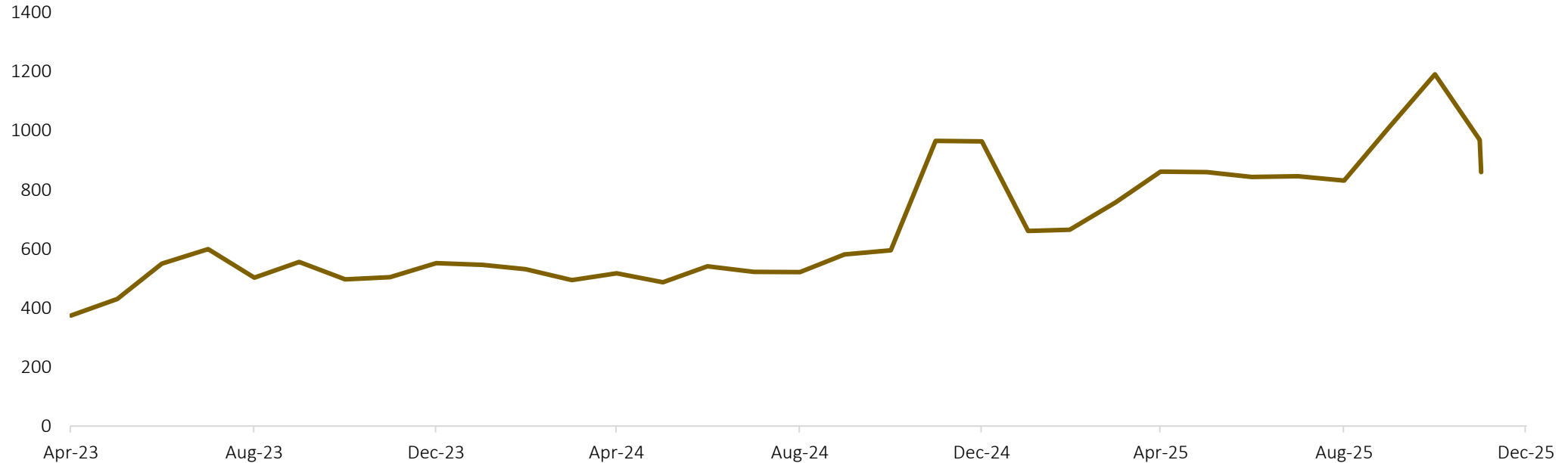
- As Tejas LCA gains acceptance, exports to key countries may be a large opportunity
- They are working on three more platforms - Indian Multi Role Helicopter (IMRH), Advanced Medium Combat Aircraft (AMCA) and Multi-Role Fighter Aircraft (MRFA) each with minimum order value of INR 800 – INR 1000 billion.
- They are also starting to foray into civil aircraft maintenance with a tie-up with Airbus for A320 at its MRO (Maintenance, Repairs & Overhauling) facility.

AVALON – PRECISION ELECTRONICS, DELIVERED GLOBALLY

New deal wins in high margin verticals to drive growth & profitability.

Avalon Technologies Ltd (Avalon) is a prominent, vertically integrated Electronic Manufacturing Services (EMS) provider, specializing in high-value precision-engineered products. The company offers end-to-end solutions, including box-build assemblies, PCBs (Printed Circuit Board), cables & wires, metal sheets, etc. With 25+ years of experience and expertise in the EMS industry, Avalon stands out as one of the few players with a fully integrated electronic manufacturing facility, boasting industry-leading gross margins of ~36%.

Avalon - Price Movement



Source - Bloomberg

Disclaimer - The case study presented here is for illustration purposes only. It may or may not form part of Fund's portfolio.

AVALON – PRECISION ELECTRONICS, DELIVERED GLOBALLY

What's Different?

- Avalon's well-strategized business plan focuses on high-mix, flexible volume production across diverse sectors like industrial, rail, aerospace, medical, communications, and emerging industries. This strategy mitigates concentration risk by prioritizing complex integrated solutions with significant engineering content, leading to robust gross and EBITDA margins.
- A significant strength of the company lies in its global presence, encompassing both manufacturing facilities and a diverse customer base, primarily in the U.S. Operating a manufacturing base in the U.S. offers a distinct advantage in onboarding new customers, particularly those prioritizing quality. Once clients are comfortable, there's a strategic option to transition manufacturing to India, leveraging its lower production costs.
- Avalon's USP is a vertically integrated business model, offering end-to-end solution—from new product development and design to volume production of PCBs and box-build manufacturing across high-margin verticals. This enables Avalon to serve as a one-stop partner for Fortune 500 customers, delivering complete product solutions under one roof.
- Avalon thrives on long-term customer relationships, with ~80% of revenue coming from the customers with whom Avalon has been partnered on an average of ~8 years. This trend is also evident with newer customers in the Railways, Aerospace, and Industrials verticals.

Opportunities

- Going forward, Avalon sees significant growth potential in upselling and cross-selling from the multinational customer base. Long-standing engagement with its customers benefits Avalon from high switching costs. Customers face significant expenses, time, and effort if they were to transition to alternative EMS providers, effectively creating a strong barrier to churning.
- The Indian government has strategically implemented various policies and initiatives to unlock the potential of the EMS industry and expand the nation's electronics sector. The Indian government has further launched a new Production Linked Incentive (PLI) scheme for electronic components and sub-assemblies, backed by a budget outlay of INR 229 billion.
- The Indian government's emphasis on infrastructure development, including electrification and modernization of railways, and metro train expansions. The Kavach System implemented by the Indian Railways is a significant opportunity that can be capitalized by EMS Companies. This is all to lead increase in demand for signalling systems, pilot seating, Tracking systems, braking systems, battery Box, Passenger Information systems, sensors etc., where Avalon has a strong presence.
- The Clean Energy Management Systems sector encompasses Electric Vehicles (EVs), Solar, and Hydrogen technologies. The U.S. residential energy storage market is also on a rapid growth trajectory.

Source- India Brand Equity Foundation, Company Reports & Alchemy Research

Disclaimer- The case study presented here is for illustration purposes only. It may or may not form part of Fund's portfolio.

BSE – CONNECTING CAPITAL WITH OPPORTUNITY

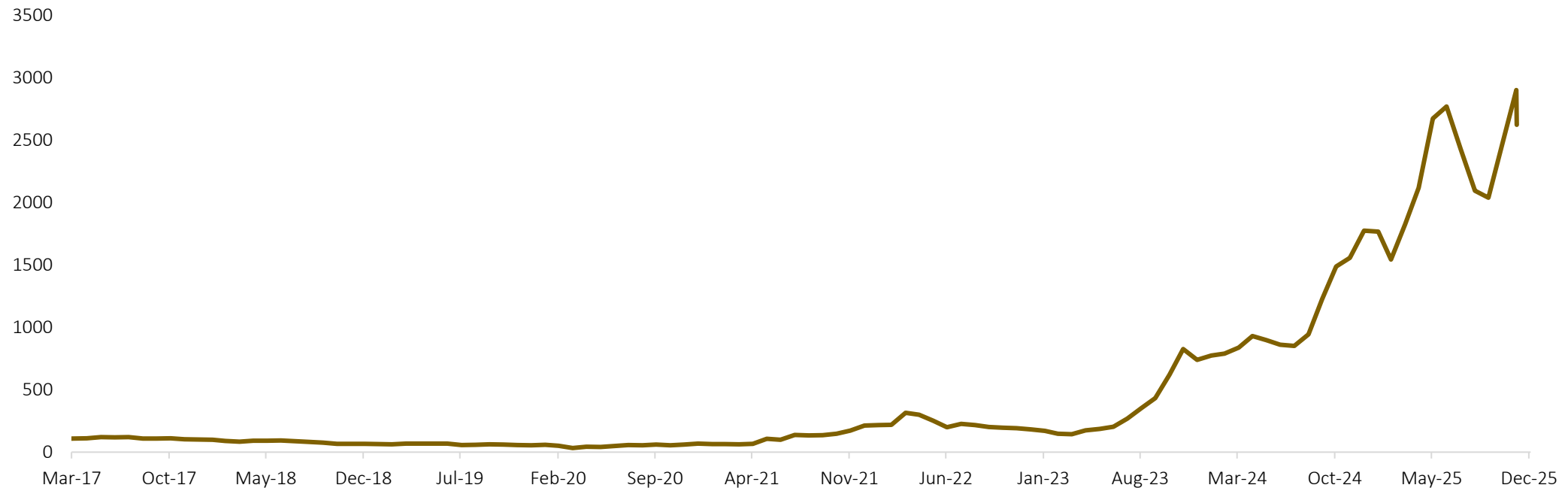
BSE - improving market share in Equity Options & developing new revenue streams.

BSE Ltd (BSE) is one of the two large exchanges in Indian capital market which facilitates equity, derivative & REIT/INVIT trading on its platform.

BSE exchange platform, offers an avenue for un-listed companies to raise equity capital via primary market access & propel capital formation in the country. It also offers a SME platform for SMEs companies to tap growth equity capital.

“SENSEX” is one of the oldest & widely tracked index for Indian Equity markets is offered by BSE Ltd.

BSE - Price Movement



Source - Bloomberg

Disclaimer - The case study presented here is for illustration purposes only. It may or may not form part of Fund's portfolio.

BSE – CONNECTING CAPITAL WITH OPPORTUNITY

What's Different?

- At present only ~9.5% of Indian households invest in any securities market product (stocks or mutual funds). Within that group, ~5.3% invest specifically in direct equities (shares of companies) & ~4% of Indians invest into Mutual funds. BSE is well positioned to capture this theme. BSE has a ~7% market share in Cash Equity turnover.
- Derivatives Market Share gains – BSE has launched SENSEX & BANKEX options contracts during FY24. BSE has consistently gained market share in index options space & now commands ~44% & 28% market share in the options notional & premium turnover respectively, at the end of Nov 2025.
- Colocation Services – BSE has started to focus more on Colocation racks built out to be offered to high frequency traders in near future.
- Indices Business – BSE indices like SENSEX, is being tracked & benchmarked by passive funds to the tune of INR 2.3 Trillion. More equity as well as debt indices are being launched in near future.

Opportunities

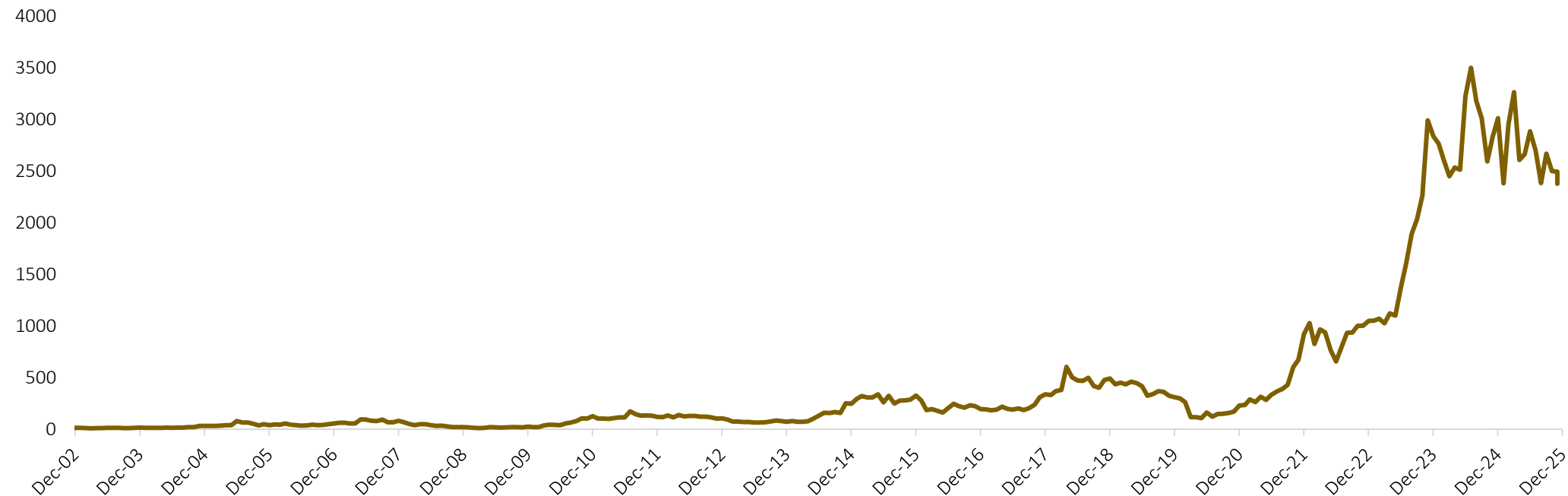
- Being an exchange, BSE is central to the mega trend of financialization & equitization of savings in India & deliver robust compounding of earnings for a very long period of time.
- BSE has 28% market share in the options market as of Nov 2025, & data suggests that BSE has been consistently gaining on account of product acceptability, new member activation & product maturity. Further product launches & deepening of existing products can take the share higher.
- BSE has taken several steps to gain cash turnover market share, improvement from 7% share is highly likely given the steps taken by the management.
- The exchange is working on increasing revenue optionalities ahead, with improving clearing business, initiatives to improve cash market share via Smart Order Routing (SOR), BSE futures product adoption, co-location fees (increasing racks from 300 in FY25 to 500 by end of FY26), indices business, BSE star MF platform 2.0's revamp, India international exchange (Gift City) business & others. These opportunities provide revenue optionalities for the exchange.

KDDL – THE RICH GET RICHER

KDDL is the Best Omni Channel Luxury Product Retailer.

KDDL Ltd (KDDL) is engaged in the manufacture of watch components, high quality precision stamped components and progressive tools for a wide range of engineering applications. KDDL supplies watch dials and components to Indian and Swiss watch makers. The precision engineering segment serves customers in Electrical, Electronics, Automobile, Telecommunications, Medical equipment, Aerospace and Consumer Durables. KDDL also owns one of the largest retail chain of luxury watches in India through its subsidiary, KDDL has successfully moved its business online and picked up business used luxury watches segment.

KDDL - Price Movement



Source: Bloomberg

Disclaimer: The case study presented here is for illustration purposes only. It may or may not form part of Fund's portfolio.

KDDL – THE RICH GET RICHER (Cont.)

What's Different?

- KDDL owns one of the largest retail chain of luxury watches in India through its subsidiary, Ethos Limited. Ethos has pan India presence through their 61 stores across Metro, Tier 1 and 2 cities.
- Ethoswatches.com has successfully adopted to the new online luxury retailing and also to selling secondhand luxury watches online. Online forms almost 36% of watch retailing business sales during FY23.
- There is a clear trend of increase in demand for high pricing point Swiss watches compared to lower priced ones, and company product portfolio is rightly structured. Our Channel checks suggest the markets for luxury and prices of some pieces have risen in spite of the pandemic. Exclusive brands form about 27.4% of the revenues.
- Market for organized second-hand high-end watches is also seeing good traction and KDDL already opened its first second-hand watch shop in Delhi.
- The precision engineering business is back to pre-covid levels and company is getting enquiries from Auto and electrical segment.

Opportunities

- Post demonetization and GST, mom and pop stores which dominated the luxury watch retailing due to cash payments and tax evasion have lost market share. Organized luxury watch retailers with the trust factor of authenticity have gained.
- Regulatory requirement of PAN card for transactions beyond 2 lakhs and tax collection at source for high value transactions have further dented the unorganized segment.
- Watch market in India is Rs 13500 crore market with ~20% from international brands.
- Ethos limited is listed and KDDL owns 61%

DISCLAIMER

General Risk Factors:

- All products / investment approach attract various kinds of risks. Please read the relevant Disclosure Document/ Client Agreement/ Offer Documents (includes Private Placement Memorandum and Contribution Agreement) carefully before investing.

General Disclaimers:

- The information and opinions contained in this report/ presentation have been obtained from sources believed to be reliable, but no representation or warranty, express or implied, is made that such information is accurate or complete.
- Information and opinions contained in the report/ presentation are disseminated for the information of authorized recipients only and are not to be relied upon as advisory or authoritative or taken in substitution for the exercise of due diligence and judgement by any recipient.
- The information and opinions are not, and should not be construed as, an offer or solicitation to buy or sell any securities or make any investments.
- Nothing contained herein, including past performance, shall constitute any representation or warranty as to future performance.
- The client is solely responsible for consulting his/her/its own independent advisors as to the legal, tax, accounting and related matters concerning investments and nothing in this document or in any communication shall constitute such advice.
- The client is expected to understand the risk factors associated with investment & act on the information solely on his/her/its own risk. As a condition for providing this information, the client agrees that Alchemy Capital Management Pvt. Ltd., its Group or affiliates makes no representation and shall have no liability in any way arising to them or any other entity for any loss or damage, direct or indirect, arising from the use of this information.
- This document and its contents are proprietary information of Alchemy Capital Management Pvt. Ltd and may not be reproduced or otherwise disseminated in whole or in part without the written consent.
- The information and opinions contained in this document may contain “forward-looking statements”, which can be identified by the use of forward-looking terminology such as “may”, “will”, “seek”, “should”, “expect”, “anticipate”, “project”, “estimate”, “intend”, “continue” or “believe” or the negatives thereof or other variations thereon or comparable terminology. Due to various risks and uncertainties, including those set forth under the Disclosure Document/Offer Documents, actual events or results or the actual performance may differ materially from those reflected or contemplated in such forward-looking statements.

Regulatory Disclosures:

- All clients have an option to invest in the above products / investment approach directly, without intermediation of persons engaged in distribution services.
- This document, its contents, especially the Performance related information, is not verified by SEBI or any regulator.

Alchemy Capital Management Pvt. Ltd.

B-4, Amerchand Mansion, 16 Madame Cama Road, Mumbai 400 001

Phone: +91-22-66171700 | Email: contactus@alchemycapital.com | Website: www.alchemycapital.com

CIN: U67120MH1999PTC119811 | SEBI Regn No.: INP000000365