

The Way Ahead for the Leaders of Tomorrow



DISRUPTION



ADAPTABILITY



RESILIENCE

Investment Objective & Strategy[#]

The investment strategy for Alchemy Leaders of Tomorrow ("the Fund") seeks to generate long term capital appreciation by investing in companies showing best traits of adaptability to the new economic normal, driven by innovation & ingenuity. The Fund shall invest in (i) Listed Indian equities, (ii) Private Investment in Public Equity ("PIPEs") on listed Indian equities, and (iii) IPO opportunities.

Investment Philosophy

Alchemy's Investment Philosophy is "Growth at Reasonable Price" which is rooted in the premise that India is a high growth economy and the best way to play this is to identify and invest in companies best equipped to take advantage of emerging domestic and global opportunities.

Quality Companies Adapt and Demonstrate Several Traits

Vision & First Mover

Spot opportunities early and be the first in under-served markets

Digitally Savvy, Tech Adaptability

Ability to understand and adopt to new technologies

Accountability & Dependability

Adopt best in class management practices with transparency and consistency

Strategic & Critical Thinking

Identify trends early, invest and position ahead of the curve

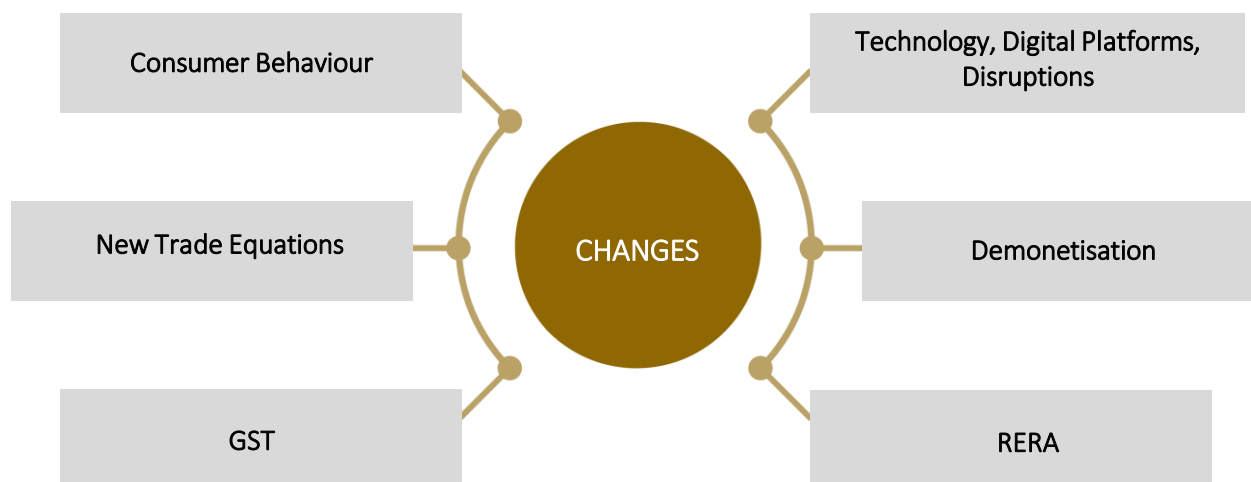
Build Defensible MOATS

Focus on R&D and innovation

Influential

Set the business, social, environmental and governance agenda

Several Disruptions in Current Business Environment



*A Scheme of Alchemy Alternative Investment Trust, registered with Securities and Exchange Board of India (SEBI) as a Category III – Alternative Investment Fund vide registration number IN/AIF3/17-18/0381.

[#] The fund objectives are merely a target and there are no assurances that it would be achieved. This is not complete information on the strategy. Kindly refer the Private Placement Memorandum and its amendments for detailed information.

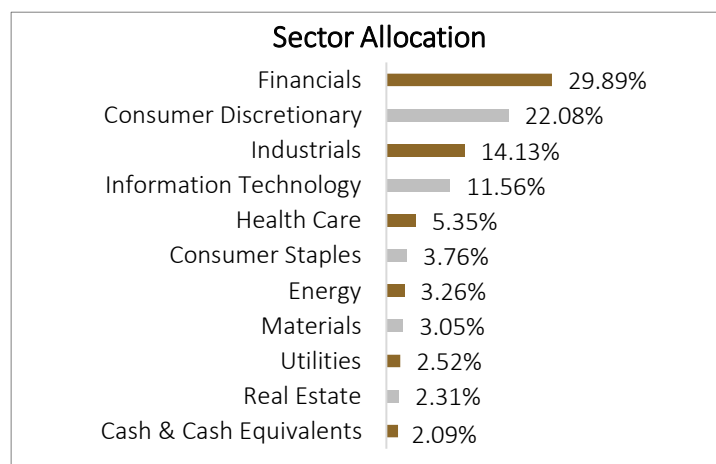
Portfolio Holdings

Company	GICS Sector	Weight (%)**	Market Cap (INR Crs)
Multi Commodity Exchange Of India Ltd	Financials	7.44%	56,792
One 97 Communications Ltd	Financials	5.84%	83,070
Avalon Technologies Ltd	Information Technology	5.15%	5,865
KDDL Ltd	Consumer Discretionary	5.12%	3,057
Hindustan Aeronautics Ltd	Industrials	4.86%	293,505
BSE Ltd	Financials	4.68%	107,209
Mahindra & Mahindra Ltd	Consumer Discretionary	4.62%	461,250
Dixon Technologies India Ltd	Consumer Discretionary	4.27%	73,442
Interglobe Aviation Ltd	Industrials	4.20%	195,596
Trent Ltd	Consumer Discretionary	3.96%	152,113
Bajaj Finserv Ltd	Financials	3.89%	325,938
Motilal Oswal Financial Services Ltd	Financials	3.79%	51,442
Latent View Analytics Ltd	Industrials	3.35%	9,492
Reliance Industries Ltd	Energy	3.26%	2,125,203
Netweb Technologies India Ltd	Information Technology	3.23%	17,624
Indian Hotels Company Ltd	Consumer Discretionary	3.22%	105,170
Solar Industries India Ltd	Materials	3.05%	110,868
Glenmark Pharmaceuticals Ltd	Health Care	2.82%	57,434
Varun Beverages Ltd	Consumer Staples	2.71%	165,667
Max Healthcare Institute Ltd	Health Care	2.53%	101,664
Va Tech Wabag Ltd	Utilities	2.52%	8,119
Nippon Life India Asset Management Ltd	Financials	2.43%	56,042
DLF Ltd	Real Estate	2.31%	170,153
Care Ratings Ltd	Financials	1.82%	4,804
Shilchar Technologies Ltd	Information Technology	1.79%	4,378
Hitachi Energy India Ltd	Industrials	1.72%	81,612
Blackbuck Ltd	Information Technology	1.39%	12,323
Piccadily Agro Industries Ltd	Consumer Staples	1.05%	5,537
Cartrade Tech Ltd	Consumer Discretionary	0.89%	13,521
Cash & Cash Equivalents		2.09%	
Total		100%	

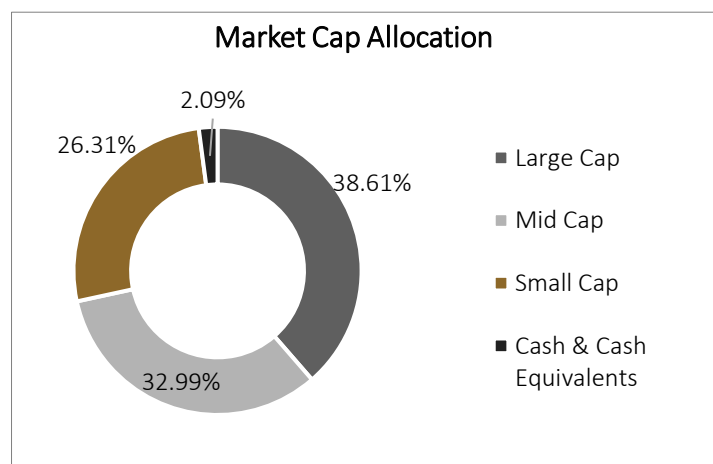
Data as on 31 December 2025

**Weight (%) = Exposure at Market Value / Net Asset Value of the fund..

All the above companies are listed public companies and their financial information are available on the websites of the stock exchange at <https://www.bseindia.com> or <https://www.nseindia.com>



Source: Bloomberg | Data as on 31 December 2025



Source: AMFI | Data as on 31 December 2025

Fund Asset under Management and Performance

Returns	AUM as on 31 December 2025 (in Crs)	1 Month	3 Months	6 Months	1 Year	3 Years	5 Years	Since Inception
Post Fees, Expenses and Taxes	723	-3.8%	-1.2%	-7.3%	-10.1%	17.4%	17.8%	12.9%
Post Fees, Expenses and Pre Taxes		-4.0%	-1.1%	-7.4%	-10.1%	19.4%	19.9%	14.5%
BSE 500 (%)		-0.2%	4.8%	1.1%	6.4%	15.0%	15.4%	12.2%

Note: Inception Date – 4 Jan 2018 | All data as on 31 December 2025

Consolidated Returns are calculated using unitization method. The Consolidated Returns may vary with investors' returns depending on the class/series investor have subscribed into. | Past performance is not indicative of the future performance. Returns less than 1 Year: Absolute, greater than 1 Year: CAGR. | **Performance related information provided herein is not verified by SEBI.** | Performance Data for CRISIL AIF Index – Category III is available till September 2024. Please refer to the Category III AIF benchmarking report issued by CRISIL provided separately with this document.

Fund Key Terms#

Scheme Name	Alchemy Leaders of Tomorrow		
Investment Manager	Alchemy Capital Management Pvt Ltd.		
Investment Horizon	3 to 5 yrs.		
Underlying Asset Class	Listed equities, QIP’s and IPO Opportunities		
Initial Contribution	Minimum Rs 1 Cr		
Redemption Windows	Fortnightly (i.e. 15th and last day of every calendar month)		
Exit Charges	Up to 12 months from the date of each allotment – 1%. Thereafter NIL		
Risk Appetite	High Risk		
Fund Managers	Hiren Ved (Fund Manager), Himani Shah (Co-Fund Manager)		
Subscription Period	Fortnightly (i.e. 15th and last day of every calendar month)		
Eligible Investors	Resident Indians, NRI, Accredited Investors, HNI, Hindu Undivided Family (HUF), Banks, Bodies Corporate, Partnership Firm and Trusts		
Fee Plan Option I Management Fee Plan^	Investment Amount		Regular Plan (Per annum)
	1 Cr to Less than 5 Cr		2.50%
	5 Cr to Less than 10 Cr		2.25%
	more than or equal to 10 Cr		2.00%
	Performance Fees: Nil		
Fee Plan Option II Performance Fee Plan^	Investment Amount		Regular Plan (Per annum)
	1 Cr to Less than 5 Cr		1.50%
	5 Cr to Less than 10 Cr		1.25%
	more than or equal to 10 Cr		1.00%
	Performance Fees: 15% of returns charged at the end of financial year or at the time of redemption, whichever is earlier. with the hurdle rate of 10%. including High Water Mark provisions.		

#These are not the complete terms; please refer the Private Placement Memorandum and its amendments for complete details.

^All clients have an option to invest in the fund under Direct Plan.

Disclaimer

General Risk Factors

- All products / investment approaches attract various kinds of risks. Please read the relevant Disclosure Document/ Client Agreement/ Offer Documents (includes Private Placement Memorandum and Contribution Agreement) carefully before investing.

General Disclaimers

- The information and opinions contained in this report/ presentation have been obtained from sources believed to be reliable, but no representation or warranty, express or implied, is made that such information is accurate or complete.
- Information and opinions contained in the report/ presentation are disseminated for the information of authorized recipients only and are not to be relied upon as advisory or authoritative or taken in substitution for the exercise of due diligence and judgement by any recipient.
- The information and opinions are not, and should not be construed as, an offer or solicitation to buy or sell any securities or make any investments.
- Nothing contained herein, including past performance, shall constitute any representation or warranty as to future performance.
- The client is solely responsible for consulting his/her/its own independent advisors as to the legal, tax, accounting and related matters concerning investments and nothing in this document or in any communication shall constitute such advice.
- The client is expected to understand the risk factors associated with investment & act on the information solely on his/her/its own risk. As a condition for providing this information, the client agrees that Alchemy Capital Management Pvt. Ltd., its Group or affiliates makes no representation and shall have no liability in any way arising to them or any other entity for any loss or damage, direct or indirect, arising from the use of this information.
- This document and its contents are proprietary information of Alchemy Capital Management Pvt. Ltd and may not be reproduced or otherwise disseminated in whole or in part without the written consent.
- The information and opinions contained in this document may contain “forward-looking statements”, which can be identified by the use of forward-looking terminology such as “may”, “will”, “seek”, “should”, “expect”, “anticipate”, “project”, “estimate”, “intend”, “continue” or “believe” or the negatives thereof or other variations thereon or comparable terminology. Due to various risks and uncertainties, including those set forth under the Disclosure Document/Offer Documents, actual events or results or the actual performance may differ materially from those reflected or contemplated in such forward-looking statements.

Regulatory Disclosures

- All clients have an option to invest in the above products / investment approaches directly, without intermediation of persons engaged in distribution services.
- This document, its contents, especially the Performance related information, is not verified by SEBI or any regulator.