

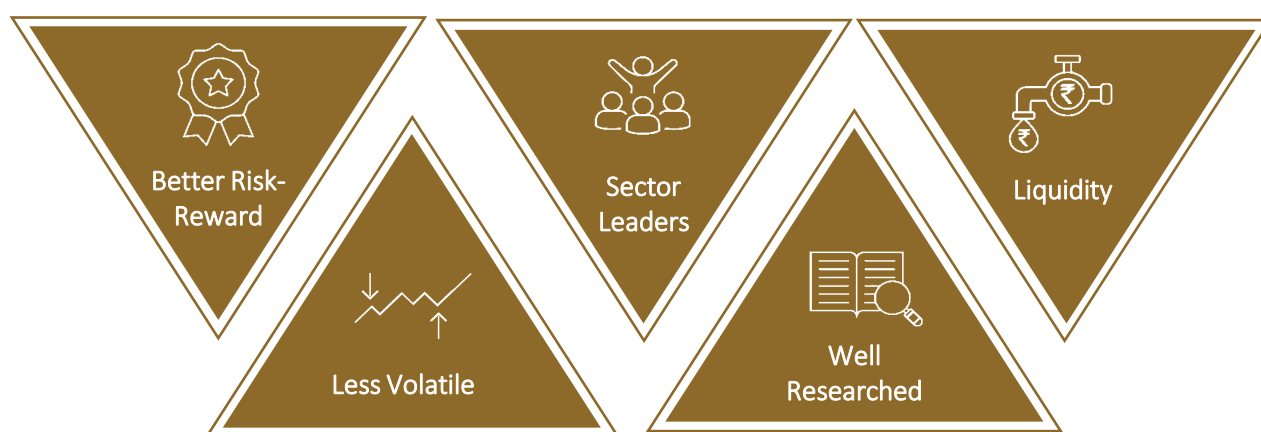
ALCHEMY ALPHA 100

Quantitative Strategy Endeavouring to Deliver Consistent Alpha

May 2025

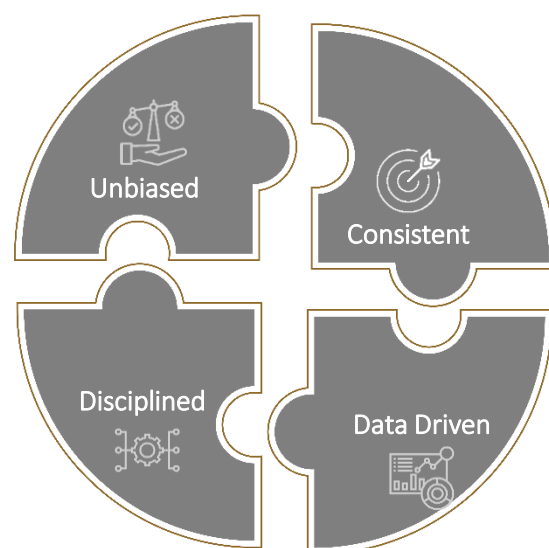
Alchemy Alpha 100 is one of the Portfolio Management Services products managed by M/s Alchemy Capital Management Pvt Ltd, a SEBI registered Portfolio Manager

WHY INVEST IN LARGE CAPS ?



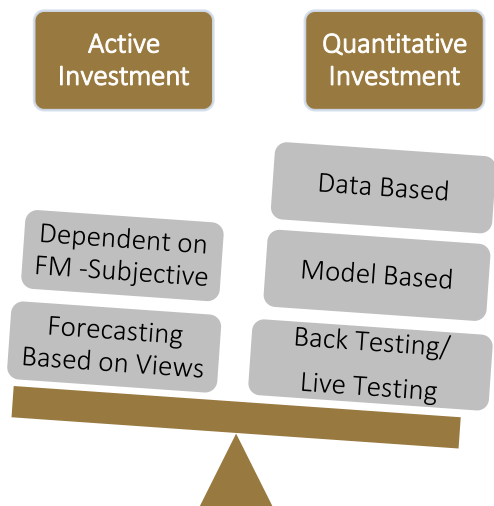
PRODUCT STRATEGY HIGHLIGHTS*

- Alchemy Alpha 100* endeavors to provide a consistent "alpha" investment strategy** which build & manage portfolios to deliver consistent outperformance over the long term, using an objective, back tested and data driven approach devoid of any biases.
- Stock allocation, its relative ranking/positioning in the portfolio and timing along with risk controls, play a very important part of the alpha generation process.
- Strong data-based research process, which considers all sources of alpha generation comprehensively, thus helps in creating an unbiased and disciplined investment approach - a key to successful and consistent investment outcomes.



***The investment objectives, strategy and allocation are indicative and there are no assurances that it will be achieved. Investors are advised to take independent tax, legal, risk, financial and other professional advice.*

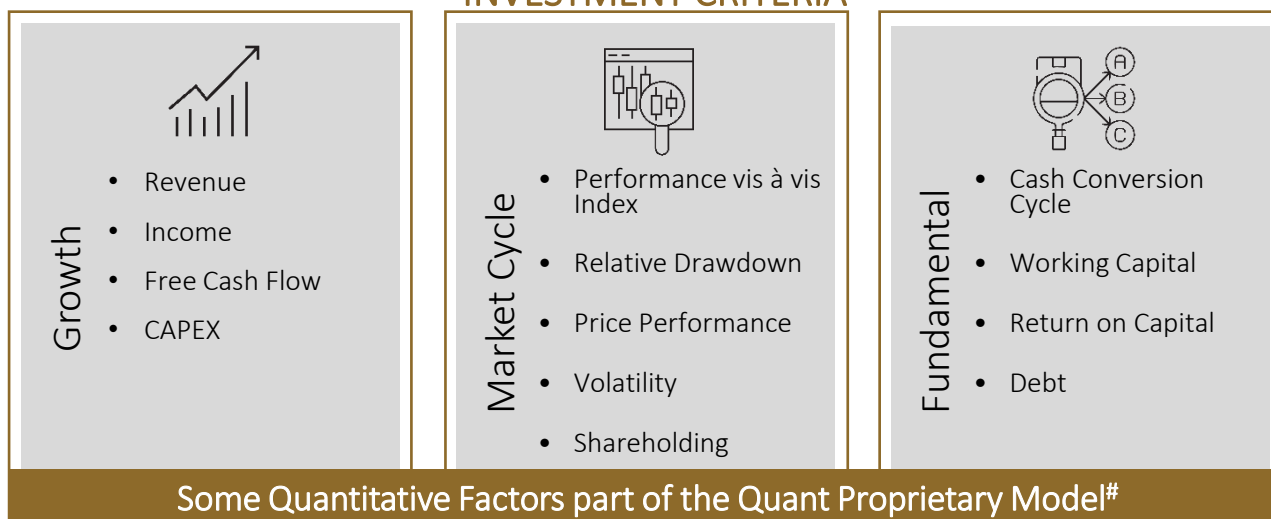
INVESTMENT STYLE⁺



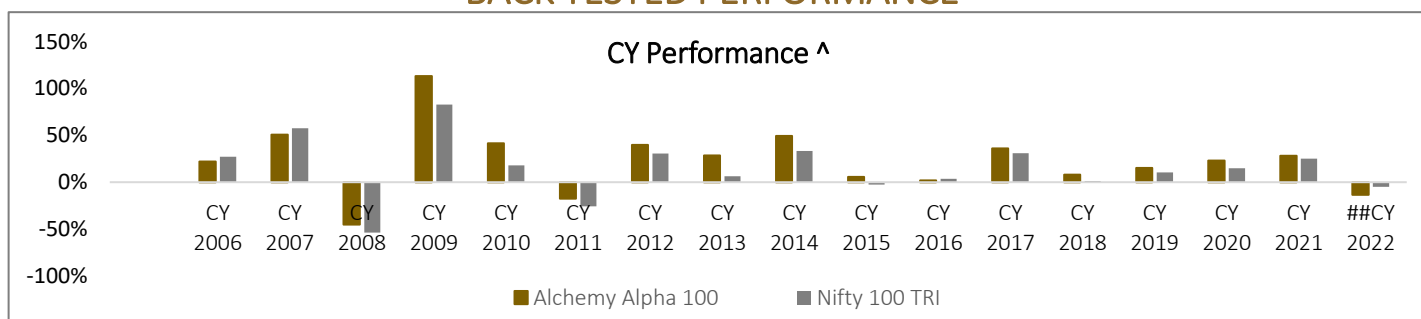
Right Stock + Right Theme + Right Sector + Right Market Cycle = Key to Successful investment Strategy

- Even the most experienced investors are prone to biases which are inherent in the investing process. This results in inconsistent alpha generation.
- Quant model provides the edge by virtue of bringing an unbiased and disciplined approach to investing.
- Portfolio construction with timing, along with risk-reward metrics aims to generate consistent alpha.

INVESTMENT CRITERIA



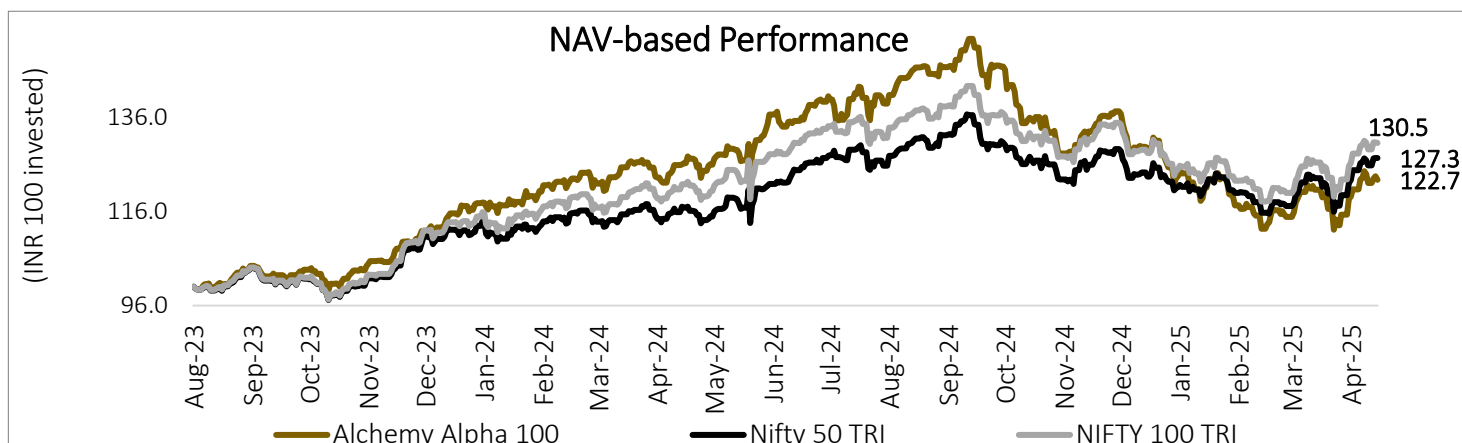
BACK TESTED PERFORMANCE^{*}



Start Date	Market Cycles	Alpha Generated [^]	
		1 Year	3 Year
01-Nov-07	Near Top	7.2%	17.8%
09-Mar-09	Near Bottom	60.4%	22.3%
16-May-13	Near Top	10.3%	14.3%
16-Jan-20	Near Top	5.1%	3.5% ^{##}
23-Mar-20	Near Bottom	-24.5%	-3.4% ^{##}

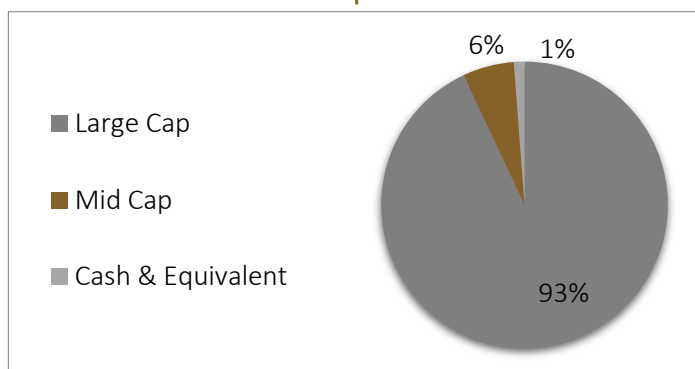
- ⁺The investment objectives and strategy are indicative and there are no assurances that it will be achieved. Investors are advised to take independent tax, legal, risk, financial and other professional advice.
- [#]Quantitative factors given herein are for illustration purposes and it may change at the discretion of the Portfolio Manager.
- ^{*}The back tested past performance is for illustration purpose only and is not an indicator/assurance of future performance. Period considered : 3 July 2006 to 30 September 2022
- [^] Returns are shown as gross of all fees, expenses(excluding transaction cost) & taxes, if any. Past performance is no assurance of future performance. **Performance related information provided herein is not verified by SEBI**. Data as of 30 September 2022 | ^{##}2022 data till 30 September 2022. Inception Date: July 03, 2006

PORTFOLIO COMPOSITION AND PERFORMANCE *

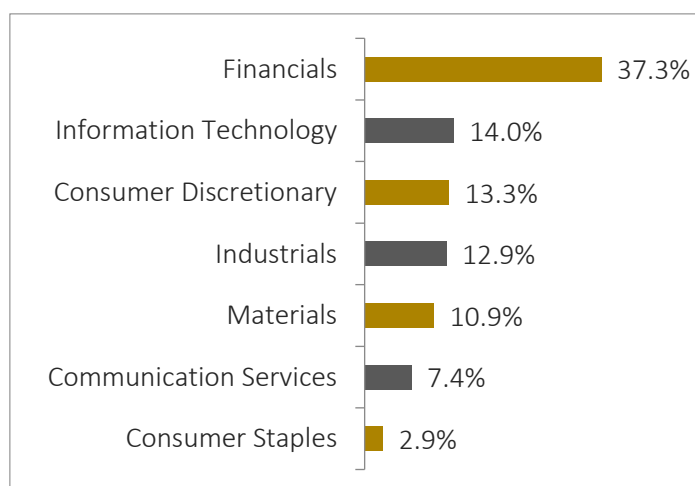


Period	Alchemy Alpha 100 [^]	Nifty 50 TRI	Nifty 100 TRI	Alpha over Nifty 100 TRI
1 Month	1.8%	3.5%	3.3%	-1.5%
3 Months	0.1%	3.6%	3.4%	-3.3%
6 Months	-9.2%	0.8%	-0.6%	-8.6%
1 Year	-2.8%	9.0%	7.2%	-10.0%
Since Inception ^{**}	12.7%	15.2%	16.9%	-4.2%

Market Cap Allocation^{^^}



GICS Sector Allocation (%) [†]



Top Holdings

Top 10 Stocks by Weight	% Weight
Bharti Airtel Ltd	7.4%
ICICI Bank Ltd	7.3%
Shriram Finance Ltd	7.1%
Mahindra and Mahindra Ltd	6.8%
Tech Mahindra Ltd	6.4%
ICICI Lombard General Insurance Company Ltd	6.2%
Hindalco Industries Ltd	4.3%
Bharat Electronics Ltd	4.2%
HDFC Bank Ltd	3.8%
State Bank Of India	3.7%

Ratio Analysis

Parameter	Alchemy Alpha 100 (Since Inception) ^{**}	Benchmark Nifty 50 TRI (Since Inception) ^{**}
Std. Dev.	15.4%	13.3%
Sharpe	0.4	0.6
Beta	1.0	1.0

- * All data as on April 30, 2025
- [^] **Performance related information provided herein is not verified by SEBI.** | Returns are net of fees, expenses & taxes (if applicable). | Returns less than 365 days: Absolute, greater than 365 days: CAGR (Computed using TWRR method). | Past Performance is not indicative of future performance. | The above performance figures are aggregate of all discretionary clients; the investor's actual portfolio may differ. | Please follow the given link for viewing Performance relative to other portfolio managers: <https://www.apmiindia.org/apmi/welcomeiaperformance.htm?action=PMSmenu>
- ^{**} Inception date: August 16, 2023
- ^{^^} Source: AMFI | [†] Source: Bloomberg | The stocks mentioned here may or may not form part of Client's portfolio

KEY FUND TERMS*



Investment Objective:** To generate long term risk adjusted returns



Philosophy & Strategy:** A High-Risk High Return oriented strategy which aims at generating long term consistent alpha by majority investing in large and mid cap companies using objective, back tested and data driven approach based on various parameters such as growth, valuation, quality earning and balance sheet health.



Fund Manager: Alok Agarwal

Co-Fund Manager: Deven Ved



Description of types of securities: Equity



Basis of selection of types of Securities as part of the Product/ Investment Approach: Equity stocks are chosen for investment on the basis of following factors:

1. The company fundamentals, as reflected in reported numbers.
2. Investment strategy research regarding various market cycles
3. Risk & Reward ratios
4. Predominantly large cap focused.



Allocation of Portfolio across types of Securities: Upto 100% in equity (cash portion may be deployed in liquid funds/ debt securities).



Benchmark: Nifty 50 TRI



Basis for choice of benchmark: As per APMI Circular APMI/2022-23/02 dated March 23, 2023.



Indicative Tenure or Investment horizon: 3 to 5 Years



Risk associated with Product/Investment approach: High Risk

- *These are not the complete terms. Please read the relevant Disclosure Document/ Client Agreement carefully before investing.
- ** The investment objectives, strategy and allocation are indicative and there is no assurance that it will be achieved. Investors are advised to take independent tax, legal, risk, financial and other professional advice.

Disclaimer: Investments in securities market are subject to market risks. Please read all offer documents carefully before investing. To read complete disclaimer please visit: <https://www.alchemycapital.com/disclaimer-disclosure.aspx>

Regulatory Disclosures: • All clients have an option to invest in the above products / investment approach directly, without intermediation of persons engaged in distribution services. • This document, its contents, especially the Performance related information, is not verified by SEBI or any regulator

Alchemy Capital Management Pvt. Ltd.

B-4, Amerchand Mansion, 16 Madame Cama Road, Mumbai 400 001

Phone: +91-22-66171700 | Email ID: contactus@alchemycapital.com

CIN: U67120MH1999PTC119811 | SEBI Regn No.: INP000000365