

# ALCHEMY ALPHA SMALL CAP

January 2026

Alchemy Alpha Small Cap is one of the Portfolio Management Services products managed by M/s Alchemy Capital Management Pvt. Ltd., a SEBI registered Portfolio Manager.

**Alchemy Alpha Small Cap** is a rule-based algorithm driven strategy that is sector agnostic, based on data and researched processes. A High-Risk High Return oriented strategy which aims at generating long term alpha consistently by investing in small cap companies.

## KEY STRATEGY TERMS\*



**Investment Objective:** To generate long term risk adjusted returns.



**Portfolio Construct:** A typical Portfolio generally consists of upto 50 stocks across sectors.



**Investment Strategy:** A High-Risk High Return oriented strategy which aims at generating long term alpha consistently by investing predominantly in smallcap companies with Growth at Reasonable Price/Premium (GARP) being the investment philosophy assisted by rule-based algorithms..



**Benchmark:** Primary: BSE500 TRI  
Secondary: Nifty Smallcap 250 TRI



**Basis for choice of benchmark:** As per APMI Circular APMI/2022-23/02 dated March 23, 2023.



**Description of Types of Securities:** Equity



**Investment Horizon:** 3 to 5 Years



**Basis of selection of types of Securities as part of the Product/ Investment Approach:** Equity stocks are chosen for investment based on following factors:

1. The company fundamentals, as reflected in reported numbers
2. Investment strategy research regarding various market cycles and
3. Risk & Reward ratios



**Risk Associated with Investment Approach^^:** High Risk



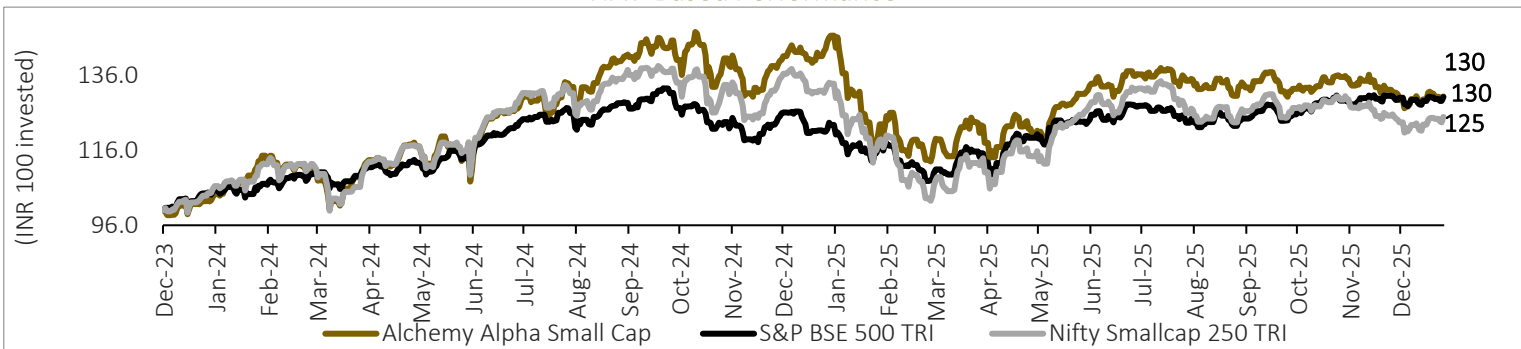
**Fund Manager:** Alok Agarwal  
**Co-Fund Manager:** Deven Ved



**Allocation of Portfolio Across Types of Securities:** Upto 100% in equity (cash portion may be deployed in liquid funds/ debt securities).

## PORTFOLIO PERFORMANCE

### NAV-Based Performance<sup>#</sup>



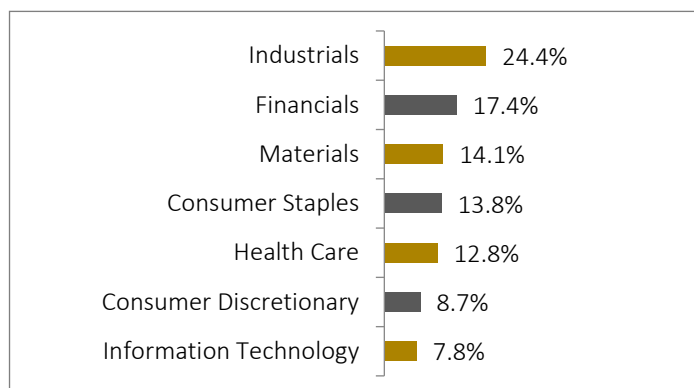
### Periodic Returns

Period	Alchemy Alpha Small Cap <sup>#</sup>	Nifty Smallcap 250 – TRI	BSE 500 TRI	Alpha over Secondary Benchmark <sup>~</sup>
1 Month	-1.3%	-0.3%	-0.2%	-1.0%
3 Months	0.1%	0.04%	5.0%	0.05%
6 Months	-4.9%	-5.9%	1.6%	1.0%
1 Year	-8.9%	-5.5%	7.6%	-3.4%
2 Years	12.8%	9.6%	11.6%	3.2%
Since Inception <sup>^^</sup>	13.7%	11.4%	13.6%	2.3%

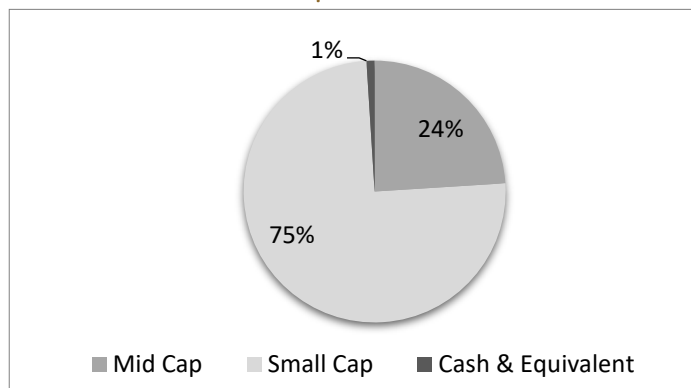
### Top Holdings\*

Top 10 Stocks by Weight	% Weight
Radico Khaitan Ltd	7.6%
Nippon Life India Asset Management Ltd	6.1%
Narayana Hrudayalaya Ltd	5.9%
Anand Rathi Wealth Ltd	5.9%
Welspun Corp Ltd	5.8%
Firstsource Solutions Ltd	5.5%
EID Parry India Ltd	5.5%
Eclerx Services Ltd	5.4%
Syrma SGS Technology Ltd	5.0%
CCL Products India Ltd	4.8%

### GICS Sector Allocation (%) † \*



### Market Cap Allocation<sup>^</sup>



### Ratio Analysis

Ratio	Alchemy Alpha SmallCap <sup>^^</sup>
Upside Capture Ratio <sup>##</sup>	102%
Downside Capture Ratio <sup>##</sup>	94%
Capture Ratio <sup>##</sup>	109%

Data as on December 31, 2025 | <sup>^^</sup>Inception Date: December 6, 2023

**#Performance related information provided herein is not verified by SEBI.** |

Returns are net of fees, expenses, and taxes (if applicable). | Returns less than 365 days is absolute, greater than 365 days is CAGR (Computed using TWRR method) | Past Performance is not indicative of future performance. | The above performance figures are aggregate of all discretionary clients; the investor's actual portfolio may differ. | Please refer the below link for viewing Performance relative to other portfolio managers: <https://www.apmiindia.org/apmi/welcomeiaperformance.htm?action=PMSmenu> |

<sup>^</sup>Source: AMFI | <sup>†</sup> Source: Bloomberg | <sup>\*</sup>The sectors and stocks mentioned here may or may not form part of Client's portfolio. | <sup>##</sup>Calculated using Geometric Mean of monthly returns. | <sup>~</sup>Primary Benchmark (as per regulatory requirement): BSE 500 TRI. Secondary Benchmark (more reflective of the strategy's investable universe): Nifty Smallcap 250 TRI.

**Disclaimer:** Investments in securities market are subject to market risks. Please read all offer documents carefully before investing. To read complete disclaimer please visit: <https://www.alchemycapital.com/disclaimer-disclosure.aspx>

**Regulatory Disclosures:** • All clients have an option to invest in the above products / investment approaches directly, without intermediation of persons engaged in distribution services. • This document, its contents, especially the Performance related information, is not verified by SEBI or any regulator

Alchemy Capital Management Pvt. Ltd.

B-4, Amerchand Mansion, 16 Madame Cama Road, Mumbai 400 001

Phone: +91-22-66171700 | Email ID: [contactus@alchemycapital.com](mailto:contactus@alchemycapital.com)

CIN: U67120MH1999PTC119811 | SEBI Regn No.: INP000000365