

# ALCHEMY ASCENT

## An Algorithm-Based Investment Approach

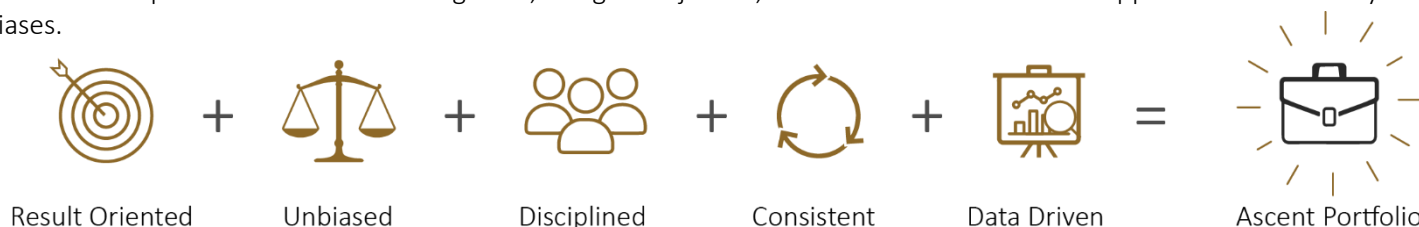
December 2025

Alchemy Capital Management Pvt Ltd (Alchemy Capital) is registered as a Portfolio Manager with SEBI. Alchemy Ascent is one of the products / investment approach of Alchemy Capital's Portfolio Management Services.











In the current investment world, it is believed that the key to any successful investment strategy is in finding the "right stock", the "right theme", the "right sector" and the "right cycle". Even the most experienced investors are prone to biases which are inherent in the investing process. This results in inconsistent alpha generation.

- However, we believe that building a high-performance portfolio involves much more. Stock allocation, its relative ranking in the portfolio and timing along with risk controls, also play a very important part of the alpha generation process. We believe in strong data-based research process, which considers all sources of alpha generation comprehensively, thus helps in creating an unbiased disciplined investment approach – a key to successful and consistent investment outcomes.

- **Alchemy ASCENT^^** endeavors to provide a consistent "high alpha" investment strategy which build portfolios to deliver consistent outperformance over the long term, using an objective, back tested and data driven approach devoid of any biases.



### KEY FUND TERMS

	<b>Investment Objective^^:</b> To generate long term risk adjusted returns		<b>Portfolio Allocation:</b> Up to 100% in equity (cash portion may be deployed in liquid funds/debt securities).
	<b>Philosophy &amp; Strategy^^:</b> A High-Risk High Return oriented strategy where capital allocation is as important as stock selection and which aims at generating long term return by investing in companies, using data intensive research driven investment approach, to identify companies based on various parameters such as growth, valuation, quality earning and balance sheet health.		<b>Portfolio Construct:</b> A typical Portfolio generally consists of upto 35 stocks across sectors.
	<b>Description of Types of Securities:</b> Equity		<b>Benchmark:</b> BSE 500 TRI
	<b>Stock Selection Approach:</b> Equity stocks are chosen for investment on the basis of 3 factors: <ol style="list-style-type: none"> <li>1. The company fundamentals, as reflected in reported numbers</li> <li>2. Investment strategy research regarding various market cycles and</li> <li>3. Risk &amp; Reward ratios</li> </ol> Cash or cash equivalents are chosen when an appropriate equity opportunity is not available.		<b>Basis for choice of benchmark:</b> As per APMI Circular APMI/2022-23/02 dated March 23, 2023
			<b>Investment horizon:</b> 3 to 5 years
			<b>Risk associated with Investment approach#:</b> High Risk

^^The investment objectives and strategy are indicative and there are no assurances that they will be achieved.

#All product/investment approaches attract various kinds of risks. Please read the relevant Disclosure Document / Client Agreement

## INVESTMENT PROCESS AND PORTFOLIO CREATION



### Investible universe

- Application of Alchemy Ascent filters on market capitalization for identification of the investible universe.
- Top 500 companies by Market cap is filtered.
- Investible stocks have to pass a stringent system of eliminating value destroying factors & are sometimes vetoed based on risk and fundamental forensic analysis.



### Alchemy Ascent Algorithm

- Computation of various quantified fundamental parameters.
- Allocation of marks to stocks basis their fundamental parameters w.r.t. combinations of attributes and parameters.
- Parameters pertain to 4 attributes of the stock: Valuation, Price Action, Business Growth Momentum & Quality of Business.
- Ranking of stocks basis attained marks for stocks which are part of the investible universe.



### Portfolio Creation

- Categorization of stocks basis the algorithm rules on attributes and attained marks/rank.
- Setting allocation % basis the algorithm rules and allocating stocks to the portfolio.
- Basis the categorization 3% to 5% generally gets allocated for a particular stock. In exceptional cases maximum allocation in a particular stock can be upto 10% @ cost



### Portfolio Monitoring

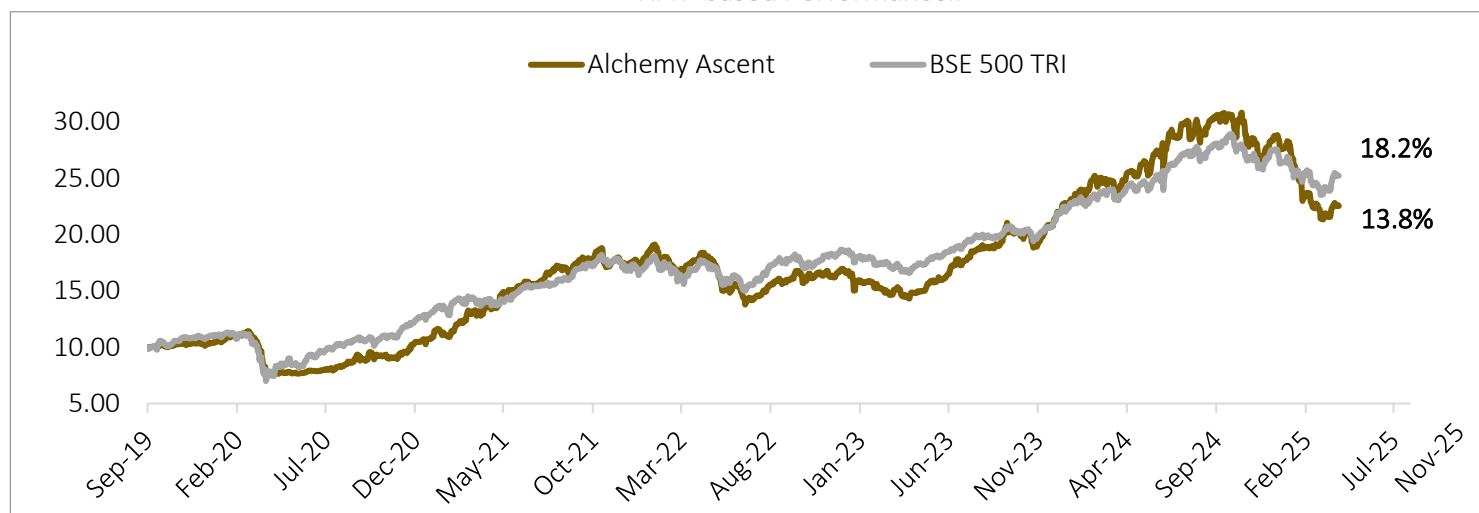
- Portfolio signals are created on a daily basis.
- All building and managing of portfolio is done basis the Alchemy Ascent algorithm.
- Objective is to have the best ranked stocks in the portfolio.
- For eg, a stocks exits the portfolio if a combination of any 4 attributes deteriorates. A replacement stock; qualifying the criteria basis its attributes is purchased with cash created

## OBJECTIVE METHOD INVESTING

- |   |                                                              |   |                                                                                |   |                                                                             |
|---|--------------------------------------------------------------|---|--------------------------------------------------------------------------------|---|-----------------------------------------------------------------------------|
| 1 | <b>Unbiased</b> approach towards each stock                  | 2 | <b>Greed/Fear/Hope</b> are mitigated by having objective method for investment | 3 | Endeavor to generate returns outperforming the relevant Index over 3-5 Year |
| 4 | Back Tested for more than 21 years across many market cycles | 5 | Ability to scan over 2000 stocks daily to find a winner                        | 6 | Take active calls in sectors to generate Alpha                              |
| 7 | Churn ratio of ~1-1.2x                                       | 8 | Create Cash when risk reward not in favour.                                    | 9 | Focused unbiased active portfolio management                                |

## PERFORMANCE HIGHLIGHTS & ANALYSIS

### NAV-based Performance#



### Periodic Returns

Period	% Returns Alchemy Ascent#	% Benchmark returns BSE 500 TRI
1 Month	0.1%	1.0%
3 Months	4.5%	6.6%
6 Months	-0.3%	5.6%
1 Year	-19.0%	6.3%
3 Years	10.2%	15.3%
5 Years	17.1%	18.6%
Since Inception**	13.8%	18.2%

### Ratio Analysis

Parameter	Alchemy Ascent (Since Inception)**	Benchmark BSE 500 TRI (Since Inception)**
Std. Dev.	17.8%	17.8%
Sharpe	0.4	0.6
Beta	0.8	1.0

### Top 10 Holdings by Weight

Company	Weight (%)
Eicher Motors Ltd	6.5%
Muthoot Finance Ltd	5.5%
Syrma SGS Technology Ltd	5.0%
Anand Rathi Wealth Ltd	4.9%
Apar Industries Ltd	4.9%
HDFC Asset Management Company Ltd	4.6%
Kajaria Ceramics Ltd	4.6%
BEML Ltd	3.8%
NBCC India Ltd	3.6%
Bajaj Finance Ltd	3.1%

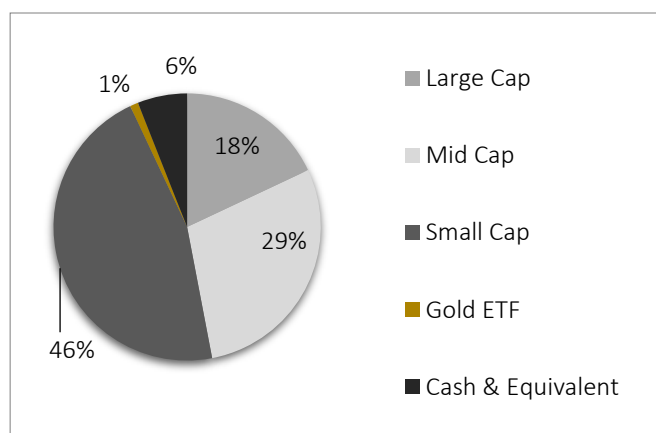
Data as on 30 November 2025, \*\*Inception Date: 3 September 2019 | The stocks mentioned here may or may not form part of Client's portfolio.

# Performance related information provided herein is not verified by SEBI. | #Returns are net of fees, expenses, and taxes (if applicable). | #Returns less than 365 days is absolute, greater than 365 days is CAGR (Computed using TWRR method) | #Past Performance is not indicative of future performance. |

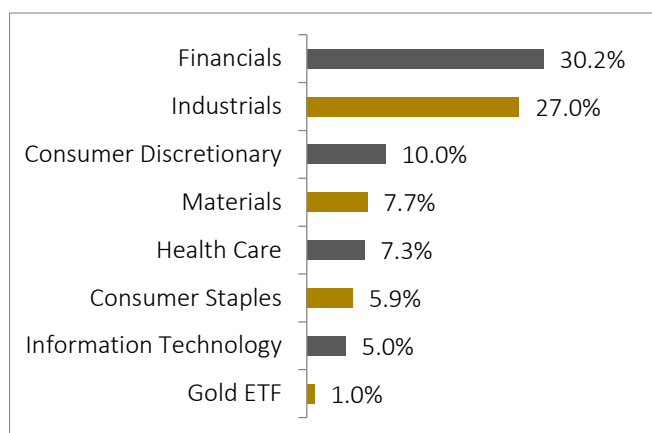
#The above performance figures are aggregate of all discretionary clients; the investor's actual portfolio may differ. | #Please refer the below link for viewing Performance relative to other portfolio managers : <https://www.apmiindia.org/apmi/welcomeiaperformance.htm?action=PMSmenu>

## PORTFOLIO COMPOSITION\*

Market Cap Allocation ^



GICS Sector Allocation (%) †



\* All data as on 30 November 2025 | ^ Source - AMFI | † Source : Bloomberg

## DISCLAIMERS

### General Risk factors:

- All products / investment approach attract various kinds of risks. Please read the relevant Disclosure Document/ Client Agreement/ Offer Documents (includes Private Placement Memorandum and Contribution Agreement) carefully before investing.

### General Disclaimers:

- The information and opinions contained in this report/ presentation have been obtained from sources believed to be reliable, but no representation or warranty, express or implied, is made that such information is accurate or complete.
- Information and opinions contained in the report/ presentation are disseminated for the information of authorized recipients only and are not to be relied upon as advisory or authoritative or taken in substitution for the exercise of due diligence and judgement by any recipient.
- The information and opinions are not, and should not be construed as, an offer or solicitation to buy or sell any securities or make any investments.
- Nothing contained herein, including past performance, shall constitute any representation or warranty as to future performance.
- The client is solely responsible for consulting his/her/its own independent advisors as to the legal, tax, accounting and related matters concerning investments and nothing in this document or in any communication shall constitute such advice.
- The client is expected to understand the risk factors associated with investment & act on the information solely on his/her/its own risk. As a condition for providing this information, the client agrees that Alchemy Capital Management Pvt. Ltd., its Group or affiliates makes no representation and shall have no liability in any way arising to them or any other entity for any loss or damage, direct or indirect, arising from the use of this information.
- This document and its contents are proprietary information of Alchemy Capital Management Pvt. Ltd and may not be reproduced or otherwise disseminated in whole or in part without the written consent.
- The information and opinions contained in this document may contain "forward-looking statements", which can be identified by the use of forward-looking terminology such as "may", "will", "seek", "should", "expect", "anticipate", "project", "estimate", "intend", "continue" or "believe" or the negatives thereof or other variations thereon or comparable terminology. Due to various risks and uncertainties, including those set forth under the Disclosure Document/Offer Documents, actual events or results or the actual performance may differ materially from those reflected or contemplated in such forward-looking statements.

### Regulatory Disclosures:

- All clients have an option to invest in the above products / investment approach directly, without intermediation of persons engaged in distribution services.
- This document, its contents, especially the Performance related information, is not verified by SEBI or any regulator.