

ALCHEMY SMART ALPHA MICRO & SMALL CAP

Unlocking Hidden Gems in India's Small Cap Market

February 2026

Alchemy Smart Alpha Micro & Small cap is one of the Portfolio Management Services products managed by M/s Alchemy Capital Management Pvt. Ltd., a SEBI registered Portfolio Manager. Until May 29, 2025, the Investment Approach name was Alchemy Smart Alpha Small & Micro cap.

Alchemy Smart Alpha Micro and Small cap strategy aims to uncover the hidden gems within India's dynamic Small and Micro cap market, where growth opportunities may abound for discerning investors. A unique Quant and Active management style meticulously researches and analyses companies with strong fundamentals, compelling growth prospects, and solid management teams.

WHY MICRO AND SMALLCAP STRATEGY?



India is a land of a billion opportunities and a long runway of growth.



This growth gets better captured in riding the journey of successful companies morphing from micro to small to mid to large. This whole journey has potential to create lot of wealth/returns.



Over the last 10 years, while Nifty 50 TRI has delivered 14.3% CAGR, the comparative number for Nifty SmallCap 250 TRI is 19.9%.*

**Source: ACE MF | Note: Data as of April 30, 2024*

WHY ALCHEMY CAPITAL?



Expertise: Our seasoned team possesses deep knowledge and expertise in navigating the nuances of India's small-cap landscape.



Research-driven Approach: We use a unique blend of Quant + Active styles.

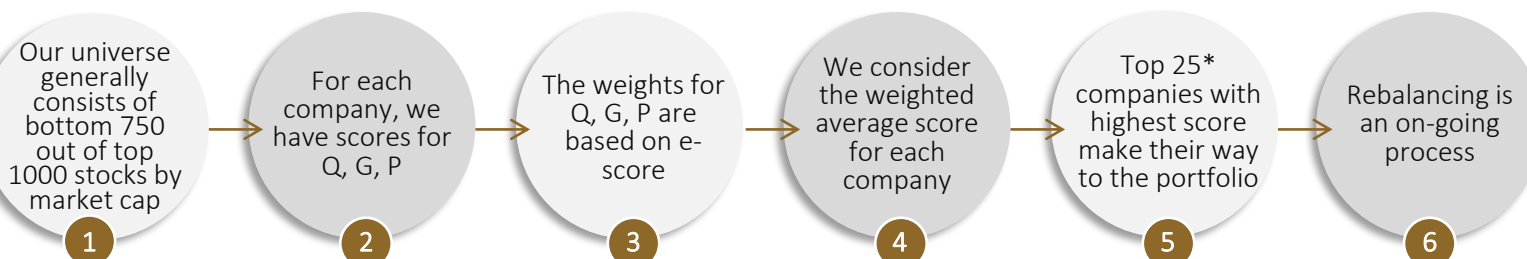


Diversification: We believe in a well-diversified portfolio strategy to mitigate risk and capture growth opportunities across various sectors.



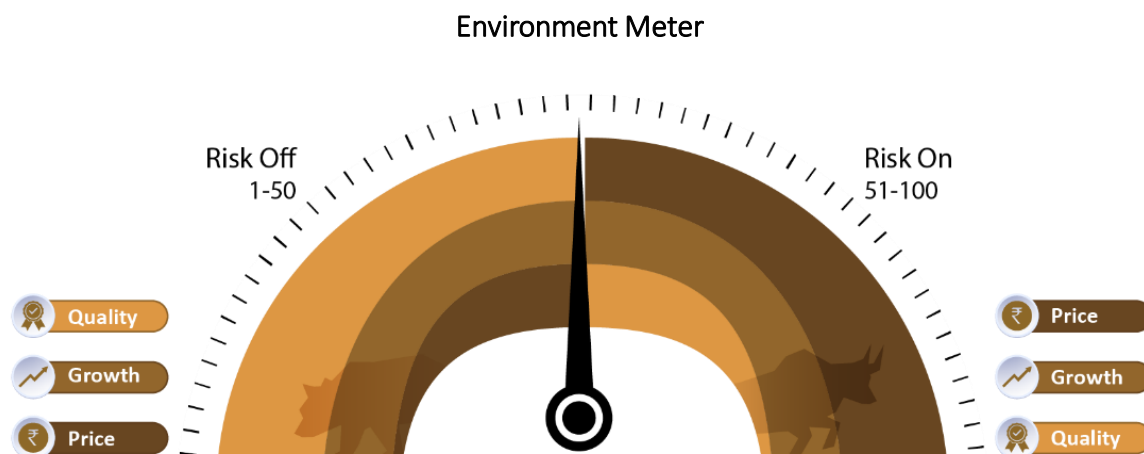
Active Management: We actively monitor and manage our portfolio to capitalize on emerging trends and swiftly adapt to market dynamics.

PORTFOLIO CONSTRUCTION PROCESS



**Usually portfolio consists of 25 stocks but it may go upto 50.*

OUR PROPRIETARY FRAMEWORK



eQGP - Environment

The philosophy of the product is to get aggressive in a risk-on environment and defensive in a risk-off environment. Our rating band on the environment is based of multiple factors. Few of them are:

- Liquidity conditions in the market
- Interest rate conditions in the market
- Improving or deteriorating macro growth
- Improving or deteriorating macro balance sheet
- Price action parameters in multiple sections of the market
- Trends in corporate profits
- Currency situation
- Policy level support



eQGP - Quality

The quality of a business comes from multiple attributes. The higher the number of these attributes in favour, the higher the quality. Our quality rating band is based of multiple factors. Few of them are :

- Capital efficiency - absolute & relative
- Leverage ratios - absolute & relative
- EVA generation track record
- OCF generation track record
- Consistency in profit generation
- FCF track record
- Credit rating
- Management quality



eQGP - Growth

All good things in the company need to culminate into business growth. Our growth rating band is based of multiple factors. Few of them are:

- Profit growth - absolute and relative
- Operating efficiency - absolute and relative
- Business growth
- Market share gains
- Consistency of growth



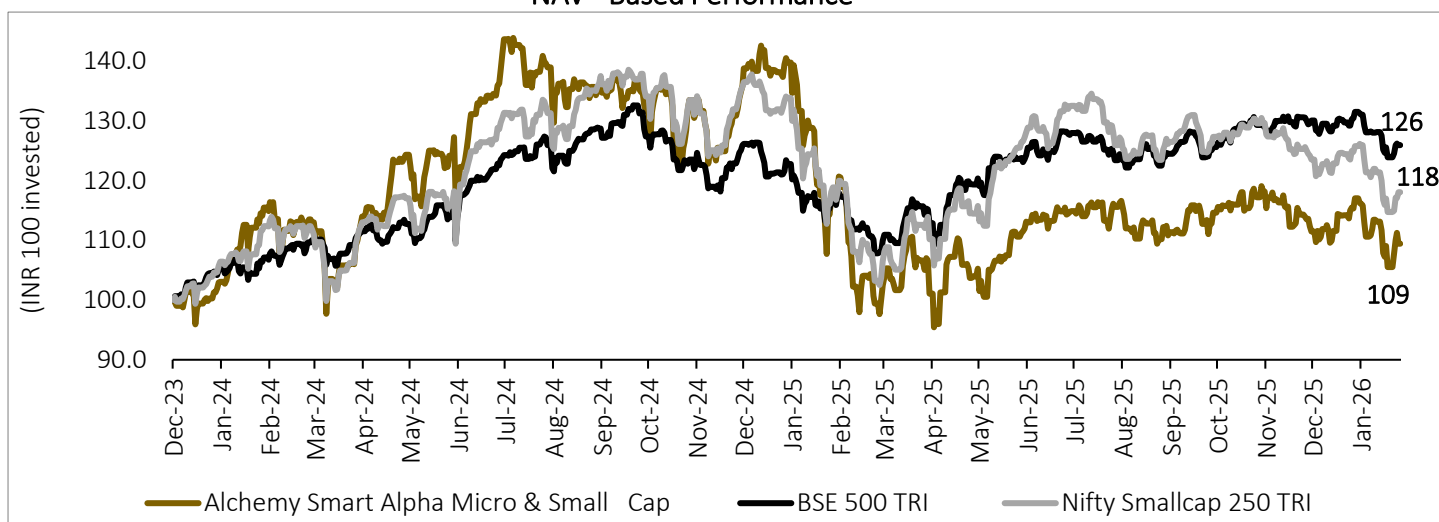
eQGP - Price Action

Returns come from price action and movement. Our price action rating band is based of multiple factors. Few of them are:

- Tailwinds in the price behaviour - absolute and relative
- Ownership trends
- Consistency of outperformance
- Liquidity
- Risk reward potential

PORTFOLIO PERFORMANCE

NAV - Based Performance[#]



Periodic Returns

Period	Alchemy Smart Alpha Micro & Small Cap [^]	Nifty Smallcap 250 – TRI	BSE 500 TRI	Alpha over Secondary Benchmark [*]
1 Month	-5.2%	-5.5%	-3.3%	0.3%
3 Months	-6.6%	-8.9%	-2.6%	2.2%
6 Months	-5.8%	-7.8%	1.0%	2.0%
1 Year	-6.5%	0.01%	7.7%	-6.5%
2 Years	-2.2%	2.9%	8.7%	-5.1%
Since Inception ^{^^}	4.3%	8.0%	11.3%	-3.7%

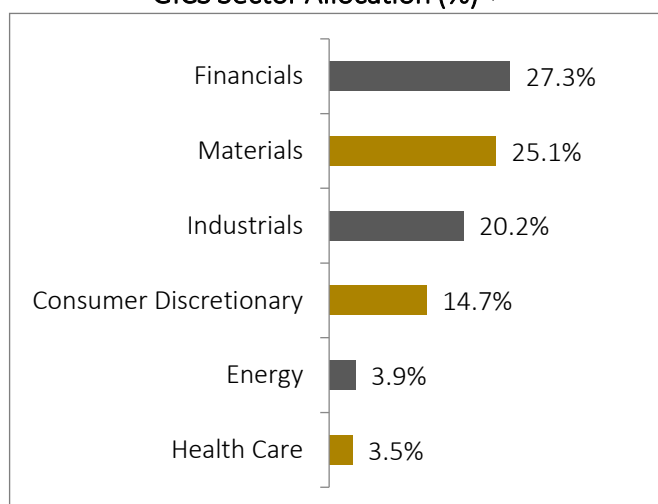
Top Holdings

Top 10 Stocks by Weight	% Weight
Multi Commodity Exchange of India Ltd	13.8%
Force Motors Ltd	5.3%
Sharda Cropchem Ltd	5.1%
DCB Bank Ltd	4.7%
Jayaswals Neco Industries Ltd	4.3%
Craftsman Automation Ltd	4.2%
Camlin Fine Sciences Ltd	4.0%
Gujarat Mineral Development Company Ltd	3.9%
City Union Bank Ltd	3.8%
VST Tillers Tractors Ltd	3.7%

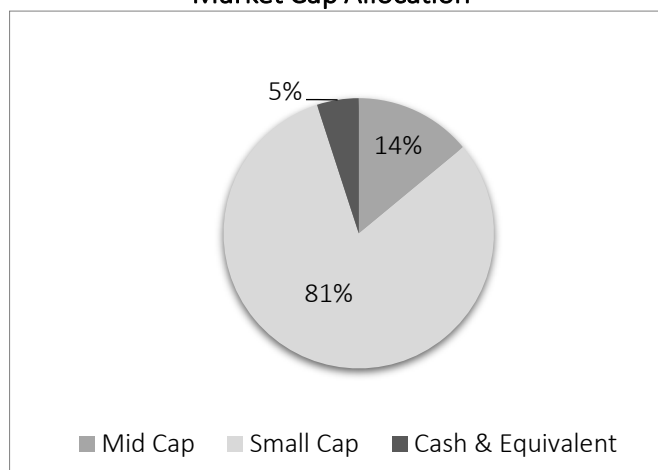
Ratio Analysis

Ratio	Since inception ^{^^}
Upside Capture Ratio ^{##}	94%
Downside Capture Ratio ^{##}	107%
Capture Ratio ^{##}	88%

GICS Sector Allocation (%) [†]



Market Cap Allocation[^]



Data as on January 31, 2026 | ^{^^}Inception Date: December 6, 2023 | ^{*}Primary Benchmark (as per regulatory requirement): BSE 500 TRI. Secondary Benchmark (more reflective of the strategy's investable universe): Nifty Smallcap 250 TRI, since the strategy primarily invests in bottom 750 out of top 1000 stocks by market capitalisation. |

#Performance related information provided herein is not verified by SEBI. | Returns are net of fees, expenses, and taxes (if applicable). | Returns less than 365 days is absolute, greater than 365 days is CAGR (Computed using TWRR method) | Past Performance is not indicative of future performance. | The above performance figures are aggregate of all discretionary clients; the investor's actual portfolio may differ. | Please refer the below link for viewing Performance relative to other portfolio managers: <https://www.apmiindia.org/apmi/welcomeiaperformance.htm?action=PMSmenu> |

[^] Source - AMFI | [†] Source : Bloomberg | ^{##}Calculated using Geometric Mean of monthly returns. | The sectors and stocks mentioned here may or may not form part of Client's portfolio

KEY FUND TERMS

Objective: To generate long term risk adjusted returns.

Philosophy & Strategy:** A High-Risk High Return oriented strategy which aims at generating long term alpha consistently by investing predominantly in small cap & microcap companies. The investment philosophy follows Growth at Reasonable Price/ Premium (GARP) approach with a blend of quant and active management.

Risk associated with Product/Investment approach^^: High Risk

Description of types of securities: Equity

Basis of selection of types of Securities as part of the Product/ Investment Approach: Equity stocks are chosen for investment on the basis of following factors: 1. The company fundamentals, as reflected in reported numbers. 2. Investment strategy research regarding various market cycles. 3. Risk & Reward ratios.

Allocation of Portfolio across types of Securities: Upto 100% in equity (cash portion may be deployed in liquid funds/ debt securities).

Portfolio Construct: A typical Portfolio may generally consist of upto 50 stocks across sectors.

Benchmark: BSE 500 TRI

Basis for choice of benchmark: As per APMI Circular APMI/2022-23/02 dated March 23, 2023.

Investment horizon: 3 to 5 years

Fund Manager: Alok Agarwal

***The investment objectives, strategy and allocation are indicative and there are no assurances that it will be achieved. Investors are advised to take independent tax, legal, risk, financial and other professional advice.*

^^ All product/ investment approach attract various kinds of risks. Please read the relevant Disclosure Document/ Client Agreement carefully before investing.

DISCLAIMERS

General Risk Factors:

- All products / investment approach attract various kinds of risks. Please read the relevant Disclosure Document/ Client Agreement/ Offer Documents (includes Private Placement Memorandum and Contribution Agreement) carefully before investing.

General Disclaimers:

- The information and opinions contained in this report/ presentation have been obtained from sources believed to be reliable, but no representation or warranty, express or implied, is made that such information is accurate or complete.
- Information and opinions contained in the report/ presentation are disseminated for the information of authorized recipients only and are not to be relied upon as advisory or authoritative or taken in substitution for the exercise of due diligence and judgement by any recipient.
- The information and opinions are not, and should not be construed as, an offer or solicitation to buy or sell any securities or make any investments.
- Nothing contained herein, including past performance, shall constitute any representation or warranty as to future performance.
- The client is solely responsible for consulting his/her/its own independent advisors as to the legal, tax, accounting and related matters concerning investments and nothing in this document or in any communication shall constitute such advice.
- The client is expected to understand the risk factors associated with investment & act on the information solely on his/her/its own risk. As a condition for providing this information, the client agrees that Alchemy Capital Management Pvt. Ltd., its Group or affiliates makes no representation and shall have no liability in any way arising to them or any other entity for any loss or damage, direct or indirect, arising from the use of this information.
- This document and its contents are proprietary information of Alchemy Capital Management Pvt. Ltd and may not be reproduced or otherwise disseminated in whole or in part without the written consent.
- The information and opinions contained in this document may contain "forward-looking statements", which can be identified by the use of forward-looking terminology such as "may", "will", "seek", "should", "expect", "anticipate", "project", "estimate", "intend", "continue" or "believe" or the negatives thereof or other variations thereon or comparable terminology. Due to various risks and uncertainties, including those set forth under the Disclosure Document/Offer Documents, actual events or results or the actual performance may differ materially from those reflected or contemplated in such forward-looking statements.

Regulatory Disclosures:

- All clients have an option to invest in the above products / investment approach directly, without intermediation of persons engaged in distribution services.
- This document, its contents, especially the Performance related information, is not verified by SEBI or any regulator.

Alchemy Capital Management Pvt. Ltd.
B-4, Amerchand Mansion, 16 Madame Cama Road, Mumbai 400 001
Phone: +91-22-66171700 | Email ID: contactus@alchemycapital.com
CIN: U67120MH1999PTC119811 | SEBI Regn No.: INP000000365