

# ALCHEMY SMART ALPHA SMALL & MICRO CAP

## Unlocking Hidden Gems in India's Small Cap Market

April 2025

*Alchemy Smart Alpha Small & Micro cap is one of the Portfolio Management Services products managed by M/s Alchemy Capital Management Pvt. Ltd., a SEBI registered Portfolio Manager. Until May 9, 2024, the Investment Approach name was Alchemy Smart Alpha Small Cap.*

Alchemy Smart Alpha Small and Micro cap strategy aims to uncover the hidden gems within India's dynamic Small and Micro cap market, where growth opportunities may abound for discerning investors. A unique Quant and Active management style meticulously researches and analyses companies with strong fundamentals, compelling growth prospects, and solid management teams.

### WHY SMALL AND MICROCAP STRATEGY?



India is a land of a billion opportunities and a long runway of growth.



This growth gets better captured in riding the journey of successful companies morphing from micro to small to mid to large. This whole journey has potential to create lot of wealth/returns.



Over the last 10 years, while Nifty 50 TRI has delivered 14.3% CAGR, the comparative number for Nifty SmallCap 250 TRI is 19.9%.\*

*\*Source: ACE MF | Note: Data as of April 30, 2024*

### WHY ALCHEMY CAPITAL?



**Expertise:** Our seasoned team possesses deep knowledge and expertise in navigating the nuances of India's small-cap landscape.



**Research-driven Approach:** We use a unique blend of Quant + Active styles.



**Diversification:** We believe in a well-diversified portfolio strategy to mitigate risk and capture growth opportunities across various sectors.



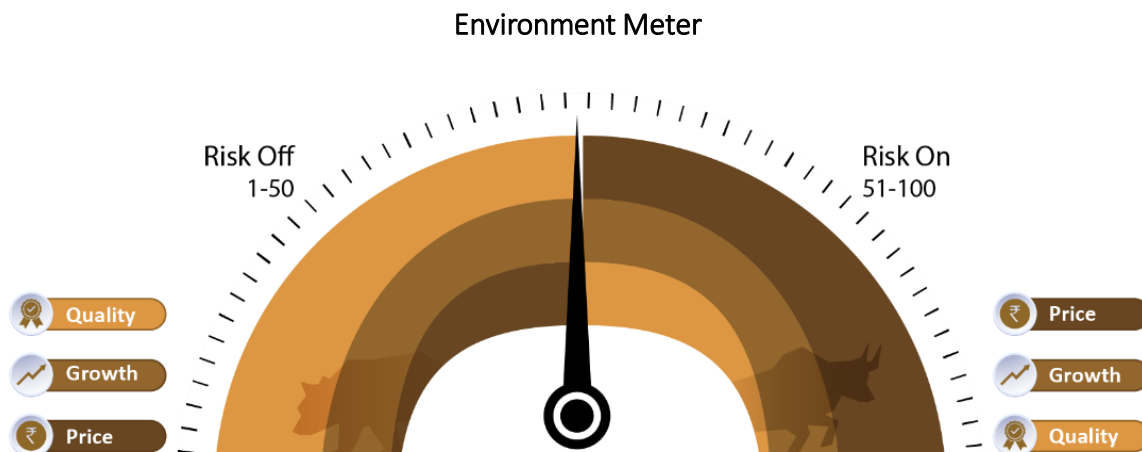
**Active Management:** We actively monitor and manage our portfolio to capitalize on emerging trends and swiftly adapt to market dynamics.

### PORTFOLIO CONSTRUCTION PROCESS



*\*Usually portfolio consists of 25 stocks but it may go upto 50.*

## OUR PROPRIETARY FRAMEWORK



### eQGP - Environment

The philosophy of the product is to get aggressive in a risk-on environment and defensive in a risk-off environment. Our rating band on the environment is based of multiple factors. Few of them are:

- Liquidity conditions in the market
- Interest rate conditions in the market
- Improving or deteriorating macro growth
- Improving or deteriorating macro balance sheet
- Price action parameters in multiple sections of the market
- Trends in corporate profits
- Currency situation
- Policy level support



### eQGP - Quality

The quality of a business comes from multiple attributes. The higher the number of these attributes in favour, the higher the quality. Our quality rating band is based of multiple factors. Few of them are :

- Capital efficiency - absolute & relative
- Leverage ratios - absolute & relative
- EVA generation track record
- OCF generation track record
- Consistency in profit generation
- FCF track record
- Credit rating
- Management quality



### eQGP - Growth

All good things in the company need to culminate into business growth. Our growth rating band is based of multiple factors. Few of them are:

- Profit growth - absolute and relative
- Operating efficiency - absolute and relative
- Business growth
- Market share gains
- Consistency of growth



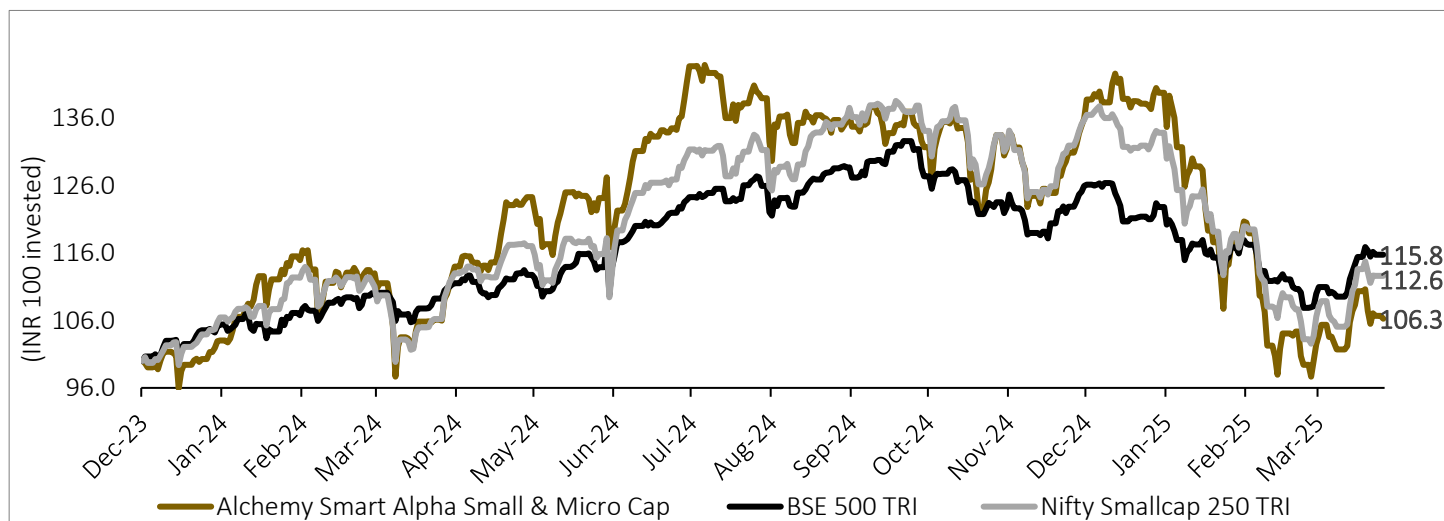
### eQGP - Price Action

Returns come from price action and movement. Our price action rating band is based of multiple factors. Few of them are:

- Tailwinds in the price behaviour - absolute and relative
- Ownership trends
- Consistency of outperformance
- Liquidity
- Risk reward potential

## PORTFOLIO PERFORMANCE

### NAV - Based Performance<sup>#</sup>



### Periodic Returns

Period	Alchemy Smart Alpha Small & Micro Cap <sup>#</sup>	BSE 500 TRI	Nifty Smallcap 250 - TRI	Alpha over Nifty Smallcap 250 - TRI
1 Month	6.9%	7.3%	9.1%	-2.2%
3 Months	-22.7%	-4.4%	-14.8%	-7.8%
6 Months	-21.4%	-11.8%	-17.8%	-3.6%
1 Year	0.3%	6.0%	6.0%	-5.8%
Since Inception <sup>^^</sup>	4.7%	11.7%	9.4%	-4.7%

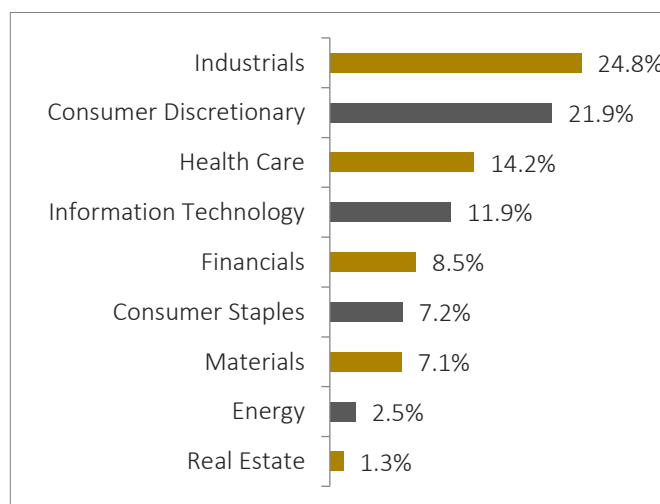
### Top Holdings

Top 10 Stocks by Weight	% Weight
GE Vernova T&D India Ltd	10.5%
PG Electroplast Ltd	8.3%
Multi Commodity Exchange of India Ltd	6.0%
Refex Industries Ltd	5.8%
Goldiam International Ltd	4.9%
Suven Pharmaceuticals Ltd	4.4%
Cartrade Tech Ltd	4.2%
Taj GVK Hotels & Resorts Ltd	4.0%
Avanti Feeds Ltd	3.9%
Kiri Industries Ltd	3.9%

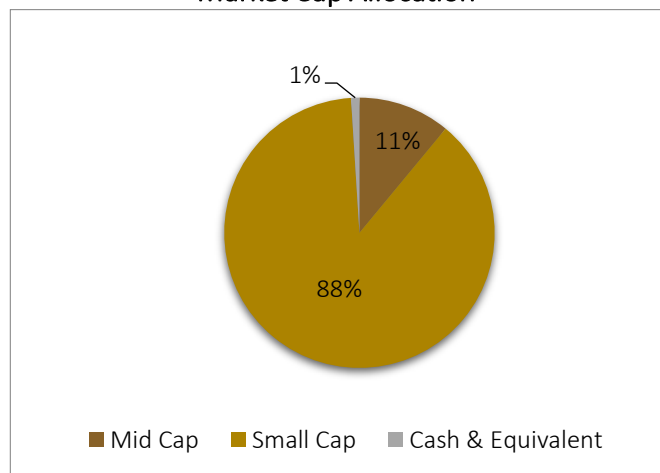
### Ratio Analysis

Ratio	Since inception <sup>^^</sup>
Upside Capture Ratio <sup>##</sup>	107%
Downside Capture Ratio <sup>##</sup>	124%
Capture Ratio <sup>##</sup>	86%

### GICS Sector Allocation (%) <sup>†</sup>



### Market Cap Allocation<sup>^</sup>



Data as on March 31, 2025 | <sup>^^</sup>Inception Date: December 6, 2023 | **#Performance related information provided herein is not verified by SEBI.** | Returns are net of fees, expenses, and taxes (if applicable). | Returns less than 365 days is absolute, greater than 365 days is CAGR (Computed using TWRR method) | Past Performance is not indicative of future performance. | The above performance figures are aggregate of all discretionary clients; the investor's actual portfolio may differ. | Please refer the below link for viewing Performance relative to other portfolio managers: <https://www.apmiindia.org/apmi/welcomeiaperformance.htm?action=PMSmenu>

<sup>^</sup> Source - AMFI | <sup>†</sup> Source : Bloomberg | <sup>##</sup>Calculated using Geometric Mean of monthly returns.

## KEY FUND TERMS



**Investment Objective\*\*:** To generate long term risk adjusted returns.



**Philosophy & Strategy\*\*:** A High-Risk High Return oriented strategy which aims at generating long term alpha consistently by investing predominantly in small cap & microcap companies. The investment philosophy follows Growth at Reasonable Price/ Premium (GARP) approach with a blend of quant and active management.



**Risk associated with Product/Investment approach^^:** High Risk



**Description of types of securities:** Equity



**Basis of selection of types of Securities as part of the Product/ Investment Approach:** Equity stocks are chosen for investment on the basis of following factors: 1. The company fundamentals, as reflected in reported numbers. 2. Investment strategy research regarding various market cycles. 3. Risk & Reward ratios.



**Allocation of Portfolio across types of Securities:** Upto 100% in equity (cash portion may be deployed in liquid funds/ debt securities).



**Portfolio Construct:** A typical Portfolio may generally consist maximum of 50 stocks across sectors.



**Benchmark:** BSE 500 TRI



**Basis for choice of benchmark:** As per APMI Circular APMI/2022-23/02 dated March 23, 2023.



**Investment horizon:** 3 to 5 years



**Fund Manager:** Alok Agarwal

*\*\*The investment objectives, strategy and allocation are indicative and there are no assurances that it will be achieved. Investors are advised to take independent tax, legal, risk, financial and other professional advice.*

*^^ All product/ investment approach attract various kinds of risks. Please read the relevant Disclosure Document/ Client Agreement carefully before investing.*

**Disclaimer:** Investments in securities market are subject to market risks. Please read all offer documents carefully before investing. To read complete disclaimer please visit: <https://www.alchemycapital.com/disclaimer-disclosure.aspx>

**Regulatory Disclosures:** • All clients have an option to invest in the above products / investment approach directly, without intermediation of persons engaged in distribution services. • This document, its contents, especially the Performance related information, is not verified by SEBI or any regulator

Alchemy Capital Management Pvt. Ltd.

B-4, Amerchand Mansion, 16 Madame Cama Road, Mumbai 400 001

Phone: +91-22-66171700 | Email ID: [contactus@alchemycapital.com](mailto:contactus@alchemycapital.com)

CIN: U67120MH1999PTC119811 | SEBI Regn No.: INP000000365