

# ALCHEMY ASCENT

Fund Manager: Alok Agarwal | Co-Fund Manager: Deven Ved

## ALCHEMY ASCENT- THE STRATEGY

**Investment Objective\*\*** : To generate long term risk adjusted returns.

**Philosophy & Strategy\*\*** : A High-Risk High Return oriented strategy where capital allocation is as important as stock selection and which aims at generating long term return by investing in companies using data intensive research driven investment approach, to identify companies based on various parameters such as growth, valuation, quality earning and balance sheet health.

**Fund Manager** : Alok Agarwal **Co-Fund Manager** : Deven Ved | **Description of types of securities** : Equity (primarily) and other permissible securities

**Basis of selection of types of securities as part of the Product/Investment Approach:** Equity stocks are chosen for investment on the basis of 3 factors :

1. The company fundamentals, as reflected in reported numbers
2. Investment strategy research regarding various market cycles and
3. Risk & Reward ratios

Cash or cash equivalents are chosen when an appropriate equity opportunity is not available

Deployment of funds in other securities: In addition to the above, the Portfolio Manager, considering the market conditions and investment opportunities, may deploy funds in permissible securities other than equity.

**Benchmark** : BSE 500 TRI ^

**Basis for choice of benchmark:** Given that the investment approach is categorized under the 'Equity' strategy, the benchmark has been selected in accordance with APMI Circular APMI/2022-23/02 dated March 23, 2023

*\*\*The investment objectives and strategy are indicative and there are no assurances that they will be achieved.*

*^To meet regulatory requirements, we have changed the benchmark of the product from BSE 200 to BSE 500 TRI, effective 1 Apr 2023*

## ALCHEMY ASCENT- THE STRATEGY

---

**Allocation of Portfolio across types of securities :** Upto 100% in equity. The portfolio may also invest though not exceeding 10% of the Asset Under Management in securities other than equity, which shall interalia include Real Estate Investment Trusts (“REITs”), Infrastructure Investment Trusts (“InvITs”), commodity-linked ETFs (e.g., gold, silver, crude), debt, liquid funds, bonds and permissible securities under the applicable laws.

For the avoidance of doubt, the aforesaid limit of 10% shall be maintained at the time of making investments (whether initial or additional). It is clarified that any subsequent variation in the percentage of such investments beyond the aforesaid limit, arising solely on account of (i) market movements, (ii) corporate actions, or (iii) client-driven transactions like partial redemptions by Clients, shall not be construed as a breach of this limit (“Passive Breach”).

However, if such Passive Breach results in the exposure to the aforesaid securities exceeding 20% of the AUM at any time, the Portfolio Manager shall, on a best-efforts basis and subject to market conditions and liquidity, take necessary corrective actions to bring such exposure within the said limit of 20% of AUM within a period of thirty (30) days from the date of such breach.

**Portfolio Construct:** A typical Portfolio generally consists of upto 35 stocks across sectors.

**Investment horizon:** 3 to 5 years

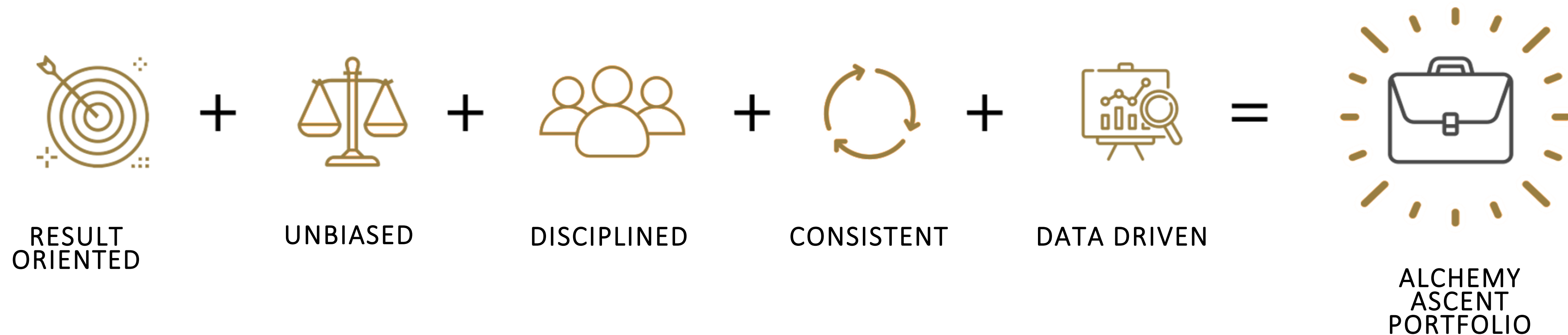
**Risk associated with Product/Investment Approach^^ :** High Risk

# ALCHEMY ASCENT - MAGIC OR METHOD

## Preamble

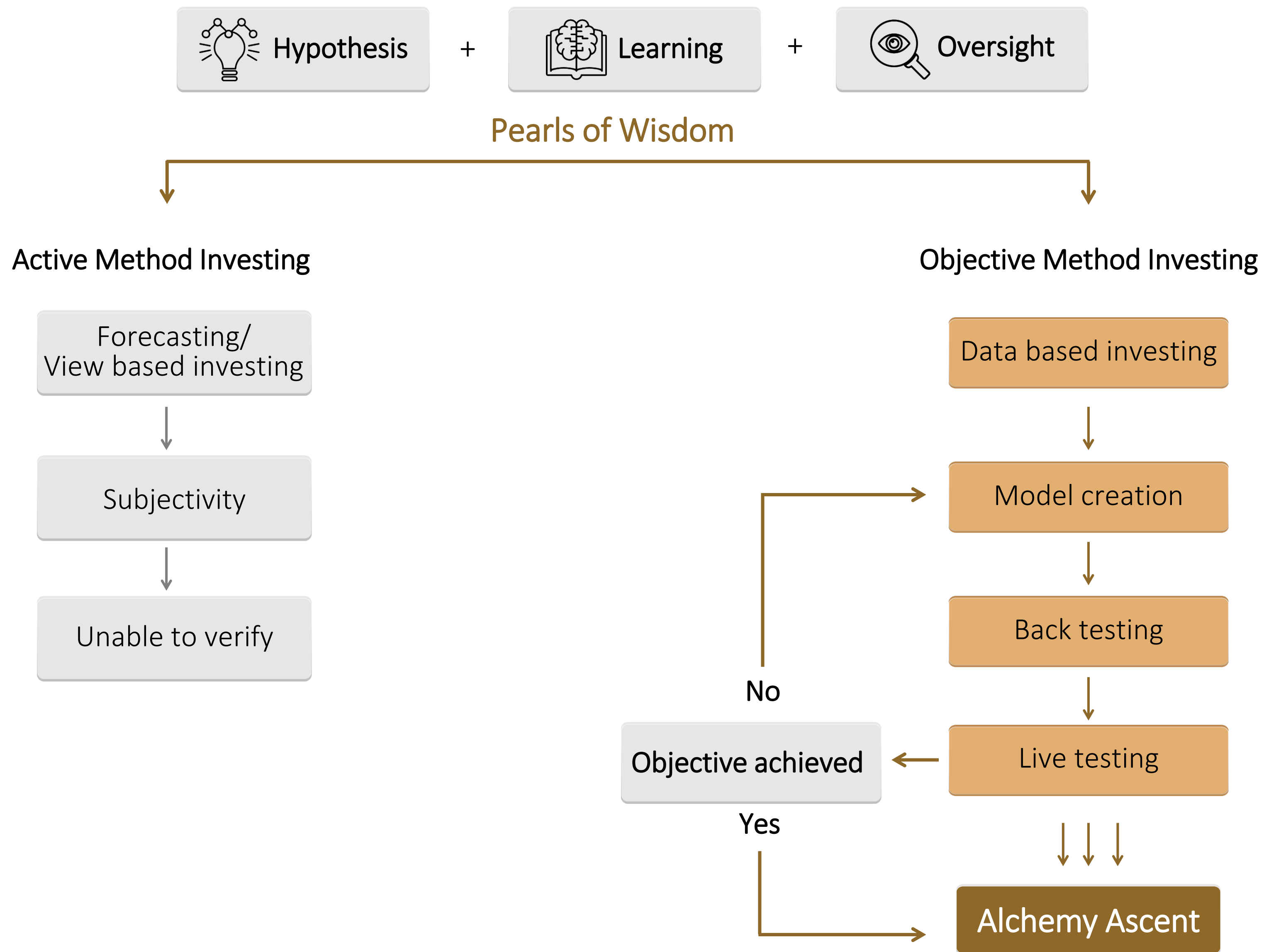
In the current investment world it is believed that the key to any successful investment strategy is in finding the “right stock”, the “right theme”, the “right sector” and the “right cycle”. Even the most experienced investors are prone to biases which are inherent in the investing process. This results in inconsistent alpha generation.

- However, we believe that building a high performance portfolio involves much more. Stock allocation, its relative ranking in the portfolio and timing along with risk controls, also play a very important part of the alpha generation process. We believe in strong data based research process, which considers all sources of alpha generation comprehensively, thus helps in creating an unbiased and disciplined investment approach – a key to successful and consistent investment outcomes.
- **Alchemy Ascent\*** endeavors to provide a consistent "high alpha" investment strategy which build portfolios to deliver consistent outperformance over the long term, using an objective, back tested and data driven approach devoid of any biases.



*\*The investment objectives and strategy are indicative and there are no assurances that they will be achieved.*

# ALCHEMY ASCENT WAS NOT BUILT IN A DAY



# ALCHEMY ASCENT WHAT, WHY & HOW

What	Why/How	Key Variables
<b>Growth</b>	<ul style="list-style-type: none"> <li>• Growth which is significantly more than the cost of capital</li> <li>• Consistent &amp; Continuous growth</li> <li>• Growth adjusted for different levels of margins</li> <li>• Negative marking if there is high divergence or deterioration in growth and/or Return on Capital</li> </ul>	<ul style="list-style-type: none"> <li>• Revenue</li> <li>• Income/ Cash Flow</li> <li>• Margins (Net &amp; EBITDA)</li> <li>• Return on Capital</li> </ul>
<b>Valuations</b>	<ul style="list-style-type: none"> <li>• Value calculated as Price to Earning and Price to Cash Flow (Excluding Financials)</li> <li>• Valuations is adjusted to the quality of firm</li> <li>• Valuation is also adjusted to the growth of the firm</li> </ul>	<ul style="list-style-type: none"> <li>• Earnings Yield</li> <li>• Treasury Yield</li> <li>• Price to Earnings</li> <li>• Price to Cash Flow</li> <li>• Return on Capital</li> <li>• Net Margin</li> </ul>
<b>Quality &amp; Risk Management</b>	<ul style="list-style-type: none"> <li>• <b>Rejection</b> is more important than selection</li> <li>• Strict negative marks for bad balance sheet items, but no positive marks for the same as it is mandated of an investment candidate</li> <li>• This also helps us filter out companies which are not managed properly OR which eventually turn out to be CAGR KILLERS</li> </ul>	<ul style="list-style-type: none"> <li>• Return on Capital</li> <li>• Free Cash Flow</li> <li>• Cash Conversion Cycle</li> <li>• Working Capital</li> <li>• Debt</li> <li>• Share Capital</li> <li>• CAPEX</li> </ul>
<b>Market Cycle</b>	<ul style="list-style-type: none"> <li>• Presence/ Absence of rewarding market cycle</li> <li>• Stock which is appreciated by markets increases our winning ratio</li> <li>• Past behaviour of drawdown and volatility</li> </ul>	<ul style="list-style-type: none"> <li>• Volatility</li> <li>• Performance vis-à-vis Index</li> <li>• Periodic Draw-downs</li> </ul>

# INVESTMENT PROCESS & PORTFOLIO CREATION

01

## Investible Universe

- Application of Alchemy Ascent filters on market capitalization for identification of the investible universe
- Top 500 companies by Market cap is filtered
- Investible stocks have to pass a stringent system of eliminating value destroying factors & are sometimes vetoed based on risk and fundamental forensic analysis

02

## Alchemy Ascent Algorithm

- Computation of various quantified fundamental parameters
- Allocation of marks to stocks basis their fundamental parameters w.r.t. combinations of attributes and parameters
- Parameters pertain to 4 attributes of the stock: Valuation, Price Action, Business Growth Momentum & Quality of Business
- Ranking of stocks basis attained marks for stocks which are part of the investible universe.

03

## Portfolio Creation

- Categorization of stocks basis the algorithm rules on attributes and attained marks/rank
- Setting allocation % basis the algorithm rules and allocating stocks to the portfolio.
- Basis the categorization 3% to 5% generally gets allocated for a particular stock. In exceptional cases maximum allocation in a particular stock can be upto 10% @ cost.

04

## Portfolio Monitoring

- Portfolio signals are created on a daily basis
- All building and managing of portfolio is done basis the Alchemy Ascent algorithm.
- Objective is to have the best ranked stocks in the portfolio
- For eg, a stocks exits the portfolio if a combination of any 4 attributes deteriorates. A replacement stock; qualifying the criteria basis its attributes is purchased with cash created.

# ALCHEMY ASCENT SECTOR ALLOCATION

Sector^	Quarterly Allocation (%)																									
	Dec-19	Mar-20	Jun-20	Sep-20	Dec-20	Mar-21	Jun-21	Sep-21	Dec-21	Mar-22	Jun-22	Sep-22	Dec-22	Mar-23	Jun-23	Sep-23	Dec-23	Mar-24	Jun-24	Sep-24	Dec-24	Mar-25	Jun-25	Sep-25	Dec-25	Mar-26
Consumer Discretionary	0%	3%	0%	8%	10%	10%	10%	9%	13%	12%	5%	17%	14%	12%	20%	18%	12%	14%	14%	15%	11%	14%	12%	11%	11%	14%
Financials	30%	0%	0%	8%	8%	7%	5%	5%	7%	4%	7%	9%	20%	28%	12%	19%	23%	11%	15%	12%	23%	27%	38%	41%	32%	30%
Information Technology	3%	8%	10%	18%	18%	13%	11%	16%	17%	17%	10%	6%	0%	7%	11%	10%	18%	20%	6%	6%	18%	9%	0%	4%	4%	2%
Health Care	6%	0%	3%	17%	12%	2%	7%	6%	3%	5%	4%	2%	1%	0%	6%	4%	5%	10%	4%	5%	9%	21%	18%	9%	7%	9%
Consumer Staples	12%	8%	10%	0%	2%	1%	3%	6%	4%	2%	1%	0%	0%	0%	6%	5%	8%	5%	5%	11%	6%	5%	6%	6%	4%	3%
Materials	4%	0%	13%	30%	30%	35%	40%	38%	31%	31%	24%	28%	15%	5%	1%	1%	3%	3%	3%	3%	4%	0%	4%	6%	8%	16%
Industrials	14%	4%	7%	1%	1%	3%	3%	4%	6%	6%	12%	22%	30%	25%	32%	32%	18%	20%	35%	31%	22%	2%	20%	20%	26%	13%
Energy	3%	0%	0%	0%	0%	0%	0%	0%	0%	0%	0%	3%	4%	7%	4%	4%	4%	4%	4%	4%	0%	0%	0%	0%	0%	0%
Communication Services	1%	0%	0%	6%	6%	7%	3%	3%	4%	10%	0%	0%	0%	0%	0%	0%	0%	0%	0%	0%	0%	0%	0%	0%	0%	0%
Real Estate	0%	0%	0%	0%	0%	0%	0%	0%	0%	1%	3%	3%	3%	0%	0%	0%	1%	1%	2%	2%	0%	0%	0%	0%	0%	0%
Utilities	13%	10%	18%	8%	9%	16%	14%	10%	11%	5%	11%	6%	8%	7%	5%	5%	6%	10%	10%	9%	2%	0%	0%	0%	0%	0%
Gold ETF	0%	0%	0%	0%	0%	0%	0%	0%	0%	0%	0%	0%	0%	0%	0%	0%	0%	0%	0%	0%	0%	0%	0%	0%	4%	6%
Cash	15%	67%	40%	4%	3%	7%	4%	4%	5%	6%	23%	5%	3%	9%	3%	2%	2%	3%	2%	2%	5%	21%	2%	0%	0%	7%

Financials - Underweight

Materials and Industrials - Overweight

<sup>^</sup>Source: Bloomberg

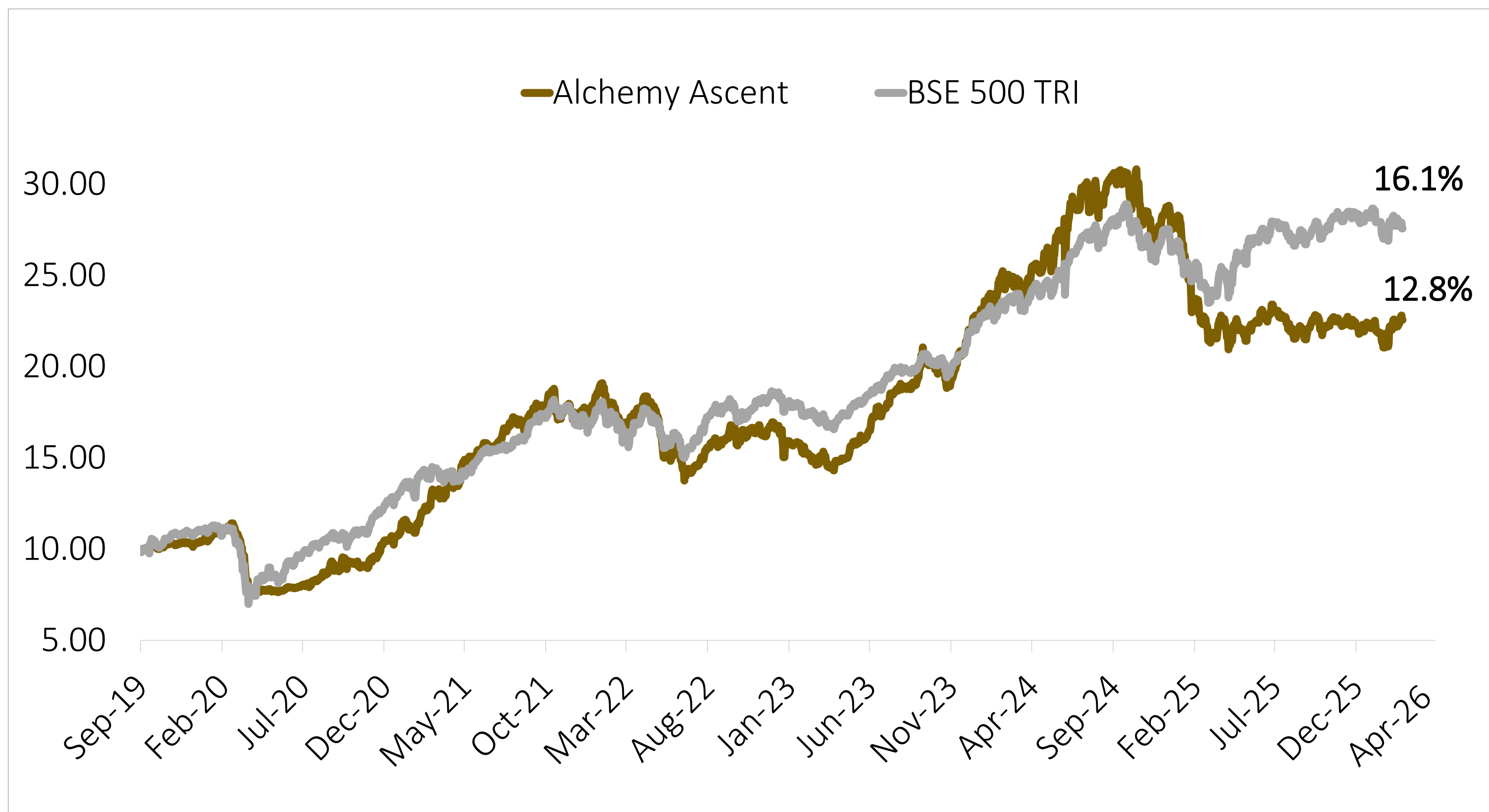
Inception Date: September 03, 2019

Data as on March 31, 2026

The investment allocations shown herein is for information purposes and there are no assurances that they will be achieved in future.

# PERFORMANCE HIGHLIGHTS

NAV-based Performance<sup>#</sup>



Periodic Returns

Period	% Returns Alchemy Ascent <sup>#</sup>	% Benchmark returns BSE 500 TRI *
1 Month	10.1%	10.4%
3 Months	2.9%	-1.7%
6 Months	-0.7%	-4.3%
1 Year	1.2%	3.6%
3 Years	12.5%	14.9%
5 Years	8.6%	13.9%
Since Inception <sup>^</sup>	12.8%	16.1%

Data as on 30 April 2026| <sup>^</sup>Inception Date: 3 September 2019

**#Performance related information provided herein is not verified by SEBI.**

#Returns are net of fees, expenses, and taxes (if applicable).

#Returns less than 365 days is absolute, greater than 365 days is CAGR (Computed using TWRR method)

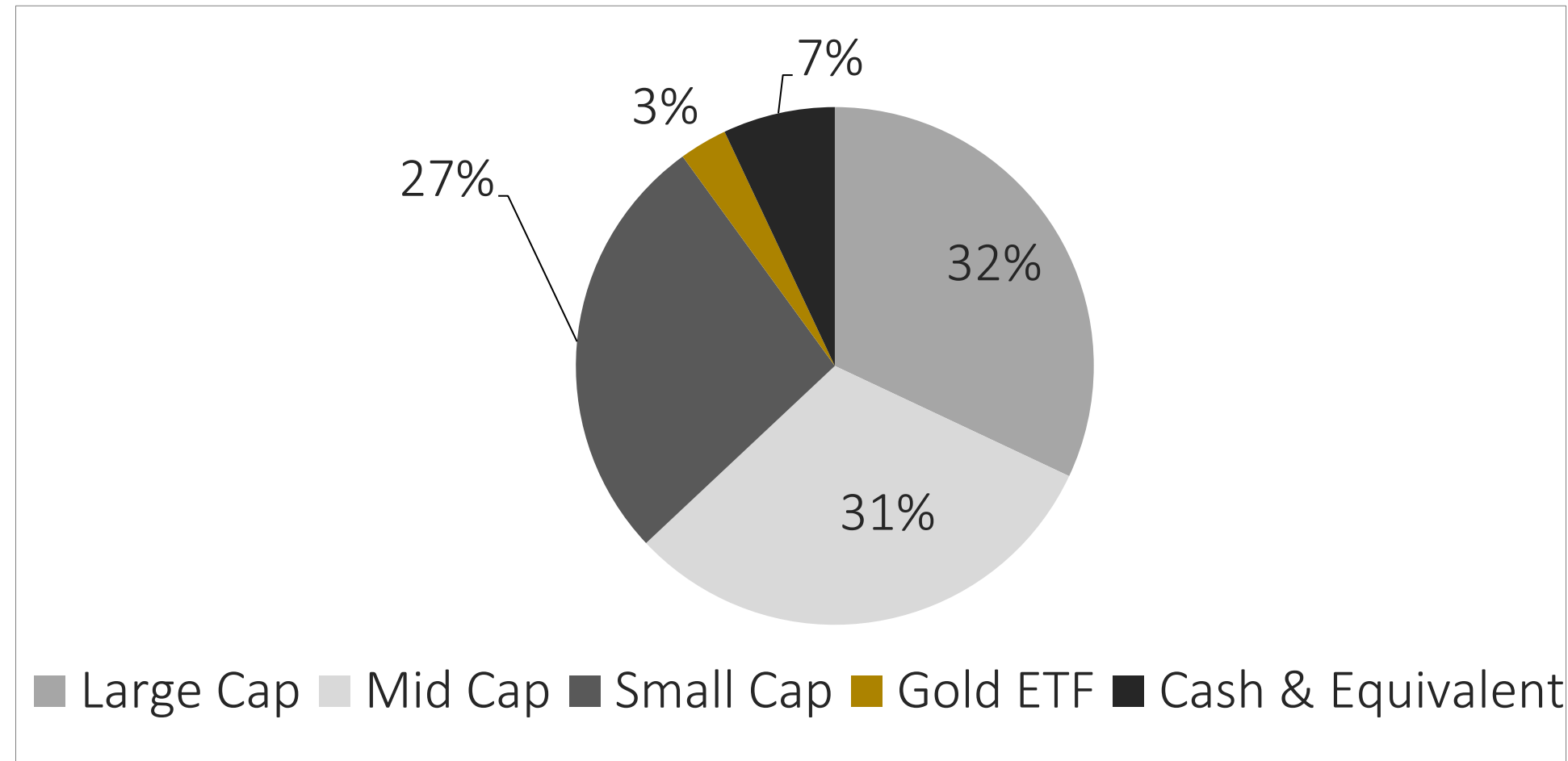
#Past Performance is not indicative of future performance.

#The above performance figures are aggregate of all discretionary clients; the investor's actual portfolio may differ.

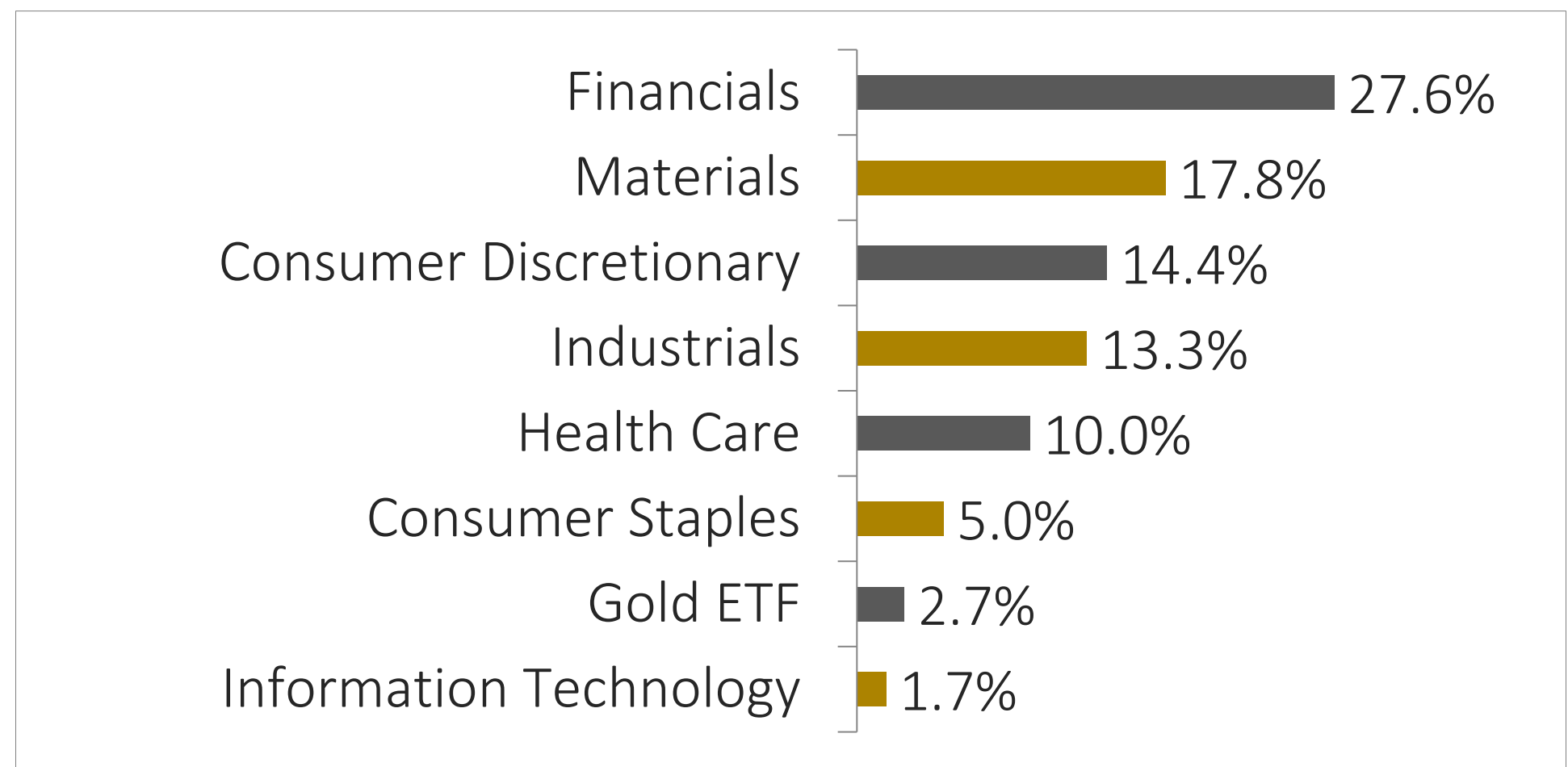
#Please refer the below link for viewing Performance relative to other portfolio managers: <https://www.apmiindia.org/apmi/welcomeiaperformance.htm?action=PMSmenu>

# PORTFOLIO COMPOSITION & ANALYSIS\*

Market Cap Allocation<sup>^</sup>



GICS Sector Allocation (%) †



Ratio Analysis

Parameter	Alchemy Ascent (Since Inception)**	Benchmark BSE 500 TRI (Since Inception)**
Std. Dev.	18.0%	17.8%
Sharpe	0.4	0.6
Beta	0.8	1.0

Top 10 Holdings by Weight\*

Company	Weight (%)
Apar Industries Ltd	5.6%
Eicher Motors Ltd	5.5%
Muthoot Finance Ltd	5.0%
Vedanta Ltd	4.2%
CCL Products India Ltd	4.1%
Usha Martin Ltd	3.8%
Acutaas Chemicals Ltd	3.8%
L&T Finance Ltd	3.8%
HDFC Asset Management Company Ltd	3.6%
Indian Bank	3.1%

\* All data as on 30 April 2026 | \*\* Inception Date: 3 September 2019

<sup>^</sup> Source - AMFI | <sup>†</sup> Source : Bloomberg. | The sectors and stocks mentioned here may or may not form part of Client's portfolio.

## WHY ALCHEMY ASCENT?

### Objective Method Investing\*

- 1** *Unbiased* approach towards each stock
- 2** *Greed/Fear/Hope* are mitigated by having objective method for investment
- 3** Endeavor to generate returns outperforming the relevant Index over 3-5 Year
- 4** Back Tested for more than 21 years across many market cycles
- 5** Ability to scan listed stock universe daily to find a winner
- 6** Take active calls in sectors to generate Alpha
- 7** Churn ratio of ~ 1-1.2x
- 8** Create cash when risk reward not in favour
- 9** Focused unbiased active portfolio management

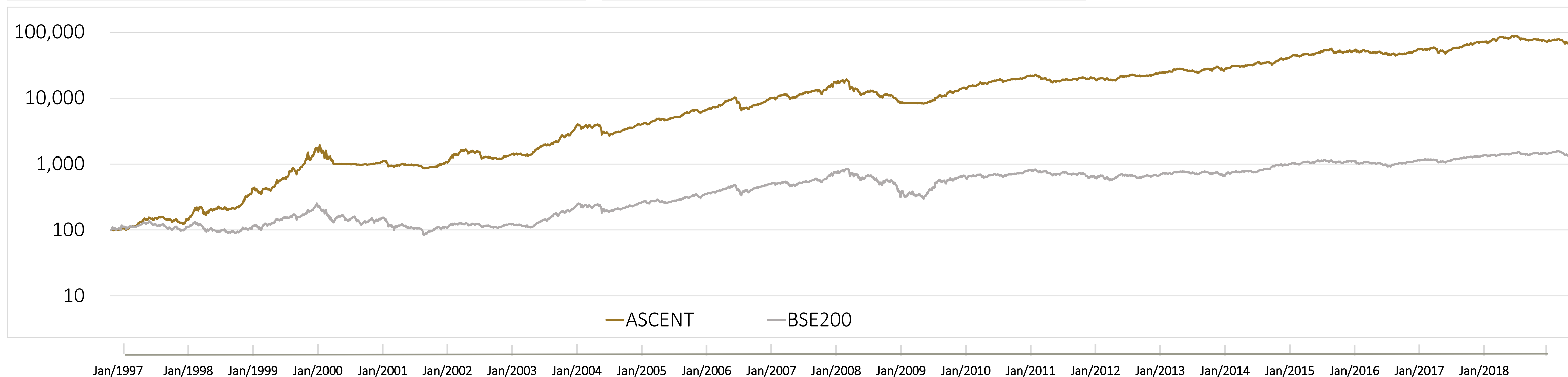
\*The investment objectives are indicative and there are no assurances that they will be achieved.

## ADDITIONAL INFORMATION

# ALCHEMY ASCENT- BACK TESTED PERFORMANCE

Return, Risk and Period Analysis for 01- January 1997 – 31-December 2018\*

Risk/ Return Analysis						Time Period Outperformance				Period Analysis			
Return Statistics	Alchemy Ascent	BSE200	Risk Statistics	Alchemy Ascent	BSE200	Parameters	Monthly	Quarterly	Yearly	Parameters	Monthly	Quarterly	Yearly
Annualized Returns	34%	13%	Annualized Volatility	24%	24%	Outperformance to BSE200	63%	67%	82%	Period Best	46%	76%	450%
Average Monthly	3%	1%	Maximum Drawdown	57%	67%	Outperformance to +ve BSE200	57%	69%	80%	Period Worst	-24%	-38%	-54%
Best Month (Dec-99)	46%	13% #	Sharpe Ratio	1.05	0.30	Outperformance to -ve BSE200	71%	64%	86%				



# Corresponding for BSE Best Month (May-09) return is 32% vs. Alchemy Ascent 13%; BSE Worst Month (Oct-08) -26% vs Alchemy Ascent -13%

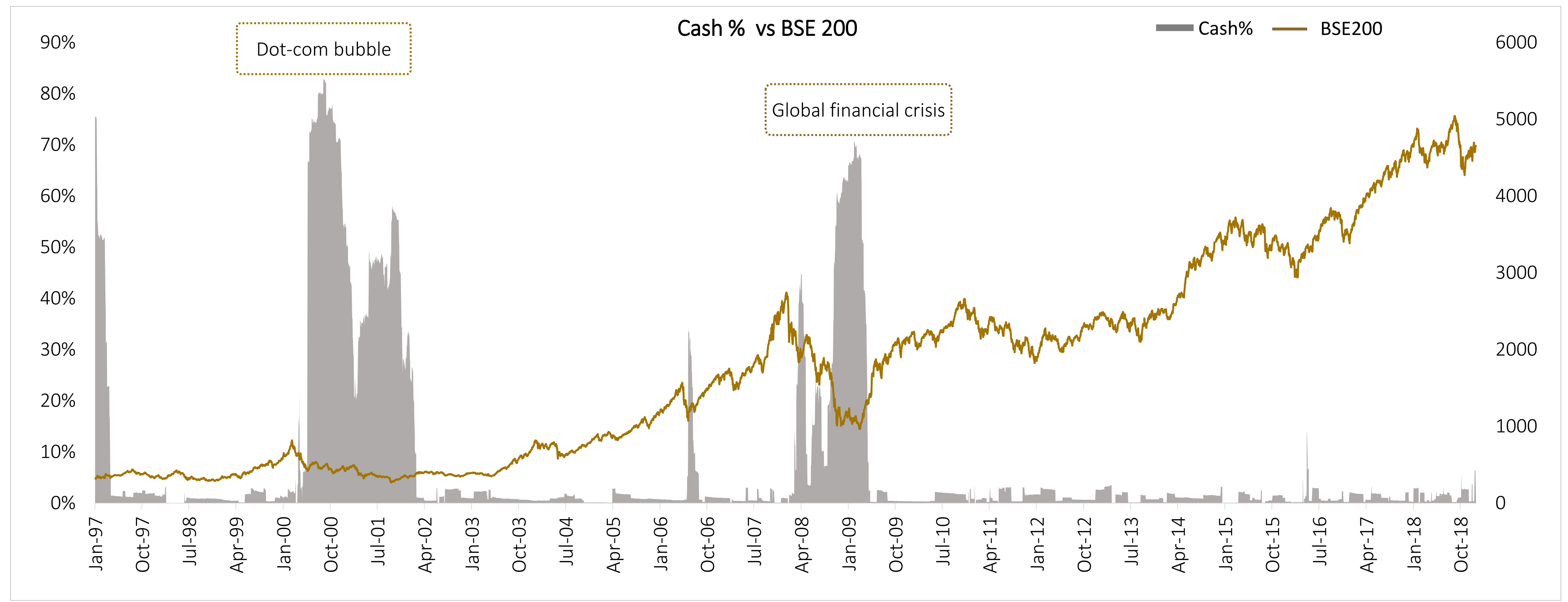
\*The back tested past performance is for illustration purpose only and is not an indicator /assurance of future performance.

\*Returns are shown as gross of all fees, expenses & taxes, if any. **Performance related information provided herein is not verified by SEBI**

\* The back tested data is based on current set of rules, which are subject to updates for product feature enhancements and such updates may in turn affect the back testing results in future.

# ALCHEMY ASCENT - BACK TESTED PERFORMANCE

Cash level vs Benchmark for Portfolio started 01- January 1997 till 31-December 2018\*



\*The back tested past performance is for illustration purpose only and is not an indicator/ assurance of future performance. | \*Cash levels represents capital which has not been deployed.

**Performance related information provided herein is not verified by SEBI.**

\* The back tested data is based on current set of rules, which are subject to updates for product feature enhancements and such updates may in turn affect the back testing results in future.

**STANDING TALL**  
**ALCHEMY CAPITAL MANAGEMENT**

# ALCHEMY CAPITAL MANAGEMENT



One of the pioneers of bespoke Portfolio Management Services in India.



Manages/Advises AUM of over USD 1.1 billion (as of April 30, 2026).



Legacy of over 2 decades, built on trust, integrity, and expertise.



Team of stable and experienced investment professionals with deep industry knowledge and the ability to navigate market cycles.



Serving HNIs, UHNIs, Family Offices, Fund of Funds, Institutions and Corporate.



Disciplined investment approach with an emphasis on research, insights and long-term investments for sustainable returns.

## ALCHEMY'S INVESTMENT PHILOSOPHY

We believe that consistent and superior long term absolute returns can be made across market cycles by investing in growth companies with good management teams.



### Robust Financial Metrics

We like businesses which address large and growing external opportunities, have a competitive advantage in effectively exploiting those opportunities and have a scalable business model with higher-than-average Return on Capital Employed (ROCE) over the investment horizon.



### Strong Growth Fundamentals

While growth companies form the core of our portfolio, we also tactically invest in deep value opportunities and special situations that may appear due to and during market cycles.



### Exceptional Management Teams

We believe that management teams are key to business success. We look for managements which have aggression, are aligned to business outcomes while simultaneously having respect for governance and capital allocation.

# INVESTMENT TEAM



**Hiren Ved**  
Director & CIO  
Experience: 30+ Y

## INVESTMENT



**Alok Agarwal**  
Head - Quant & Fund Manager  
Experience: 23 Y



**Mythili Balakrishnan**  
Co-Fund Manager  
Experience: 23 Y



**Himani Shah**  
Co-Fund Manager  
Experience: 22 Y



**Deven Ved**  
Co-Fund Manager, Quant  
Experience: 19 Y



**Jagpreet Chhabra**  
Quant Research Analyst  
Experience: 25 Y



**Rishabha Doshi**  
Quant Analyst  
Experience: 6 Y

## RESEARCH



**Kevyn Kadakia**  
Research Analyst  
Experience: 14 Y



**Vimal Gohil**  
Research Analyst  
Experience: 14 Y



**Ruchika Bhatia**  
Research Analyst  
Experience: 10 Y



**Bhavya Sanghvi**  
Research Analyst  
Experience: 9 Y



**Dhananjai Bagrodia**  
Research Analyst  
Experience: 9 Y



**Hrushikesh Shah**  
Research Analyst  
Experience: 3 Y

*Note: Total experience is provided herein above*

# DISCLAIMERS

---

## General Risk Factors:

- All products/ investment approaches attract various kinds of risks. Please read the relevant Disclosure Document/ Client Agreement/ Offer Documents (includes Private Placement Memorandum and Contribution Agreement) carefully before investing.

## General Disclaimers:

- The information and opinions contained in this report/ presentation have been obtained from sources believed to be reliable, but no representation or warranty, express or implied, is made that such information is accurate or complete.
- Information and opinions contained in the report/ presentation are disseminated for the information of authorized recipients only and are not to be relied upon as advisory or authoritative or taken in substitution for the exercise of due diligence and judgement by any recipient.
- The information and opinions are not, and should not be construed as, an offer or solicitation to buy or sell any securities or make any investments.
- Nothing contained herein, including past performance, shall constitute any representation or warranty as to future performance.
- The client is solely responsible for consulting his/her/its own independent advisors as to the legal, tax, accounting and related matters concerning investments and nothing in this document or in any communication shall constitutes such advice.
- The client is expected to understand the risk factors associated with investment & act on the information solely on his/her/its own risk. As a condition for providing this information, the client agrees that Alchemy Capital Management Pvt. Ltd., its Group or affiliates makes no representation and shall have no liability in any way arising to them or any other entity for any loss or damage, direct or indirect, arising from the use of this information.
- This document and its contents are proprietary information of Alchemy Capital Management Pvt. Ltd and may not be reproduced or otherwise disseminated in whole or in part without the written consent.

## Regulatory Disclosures:

- All clients have an option to invest in the above products / investment approaches directly, without intermediation of persons engaged in distribution services.
- This document, its contents, especially the Performance related information, is not verified by SEBI or any regulator.

**Alchemy Capital Management Pvt. Ltd.**

B-4, Amerchand Mansion, 16 Madame Cama Road, Mumbai 400 001

Phone: +91-22-66171700 | Website: [www.alchemycapital.com](http://www.alchemycapital.com) | Email: [contactus@alchemycapital.com](mailto:contactus@alchemycapital.com)

CIN: U67120MH1999PTC119811 | SEBI Regn No.: INP000000365