

# ALCHEMY HIGH GROWTH (AHG)

Fund Manager: Alok Agarwal

## ALCHEMY HIGH GROWTH (AHG)\* - PRODUCT HIGHLIGHTS

- **Investment Objective\*\*:** To generate long-term returns by investing in equities and equity related instruments, across all market capitalizations.
- **Philosophy & Strategy\*\*:** Alchemy's Investment Philosophy is "Growth at Reasonable Price". The philosophy behind growth investing is based on the assumption that India is a high growth economy with a strong entrepreneurial culture. Our endeavour is to identify and invest in growth companies through a combination of top-down and bottoms up fundamental research to enable long term wealth creation.
- **Fund Manager:** Alok Agarwal
- **Description of types of securities:** Equity (primarily) and other permissible securities. | **Investment horizon:** 3 to 5 Years
- **Risk associated with Product/Investment approach^^:** High Risk
- **Allocation of Portfolio across types of securities:** Upto 100% in equity. The portfolio may also invest though not exceeding 10% of the Asset Under Management in securities other than equity, which shall interalia include Real Estate Investment Trusts ("REITs"), Infrastructure Investment Trusts ("InvITs"), commodity-linked ETFs (e.g., gold, silver, crude), debt, liquid funds, bonds and permissible securities under the applicable laws.  
For the avoidance of doubt, the aforesaid limit of 10% shall be maintained at the time of making investments (whether initial or additional). It is clarified that any subsequent variation in the percentage of such investments beyond the aforesaid limit, arising solely on account of (i) market movements, (ii) corporate actions, or (iii) client-driven transactions like partial redemptions by Clients, shall not be construed as a breach of this limit ("Passive Breach").  
However, if such Passive Breach results in the exposure to the aforesaid securities exceeding 20% of the AUM at any time, the Portfolio Manager shall, on a best-efforts basis and subject to market conditions and liquidity, take necessary corrective actions to bring such exposure within the said limit of 20% of AUM within a period of thirty (30) days from the date of such breach.
- **Portfolio Construct:** A typical portfolio generally consists of upto 25 stocks across sectors.

*\*Inception Date: May 8, 2002 | \*\*The investment objectives, strategy and allocation are indicative and there are no assurances that it will be achieved. Investors are advised to take independent tax, legal, risk, financial and other professional advice.*

*^^ All product/ investment approaches attract various kinds of risks. Please read the relevant Disclosure Document/ Client Agreement carefully before investing.*

## ALCHEMY HIGH GROWTH (AHG) - PRODUCT HIGHLIGHTS

---

- **Basis of selection of types of securities as part of the Product/ Investment Approach:**
  1. **Relevant Universe:** We have identified a relevant universe of about 500 companies based on market capitalisation, qualitative governance filters, long term attractiveness and ROE profile of business amongst other parameters.
  2. **Investible Universe:** From this relevant universe, an investible universe of companies is created based on assessment of past and future fundamental variables like revenue and EBIDTA growth, cash flow conversion efficiency and core ROE of the business amongst several other relevant variables which may be unique to a business. In addition to objective fundamental parameters and assessment of qualitative management capabilities, governance standards and competitive ability of the business is also carried out. A comprehensive valuation exercise is also carried out based on one and/or combination of valuation parameters like P/E, P/B, EV/EBIDTA, DCF etc to arrive at an acceptable valuation range for investing in the security.
  3. **Portfolio Construction:** The Portfolio Manager managing the strategy is then free to construct the Clients Portfolio from within the investible universe at his discretion.
  4. **Deployment of funds in other securities:** In addition to the above, the Portfolio Manager, considering the market conditions and investment opportunities, may deploy funds in permissible securities other than equity.
- **Benchmark\*:** BSE 500 TRI (effective April 1,2023)
- **Basis for choice of benchmark:** Given that the investment approach is categorized under the 'Equity' strategy, the benchmark has been selected in accordance with APMI Circular APMI/2022-23/02 dated March 23, 2023

*\*The benchmark performance is calculated using composite CAGR of BSE 500 PRI values from 8 May 2002 to 1 Aug 2006 and TRI values since 1 Aug 2006, as the TRI data of BSE 500 is not available.*

# PERFORMANCE HIGHLIGHTS



## ALCHEMY HIGH GROWTH – JUNE 2026



Group AUM  
is over  
USD 1.2 Billion\*



INR 1 crore invested in  
May 2002 in Alchemy High Growth  
could have grown to  
over INR 87 crores\*



Outperformed its  
Benchmark (\*\*BSE 500 TRI)  
15 out of 24  
calendar years#



Generated a net  
annualized alpha of  
+411 bps#  
(INR returns)

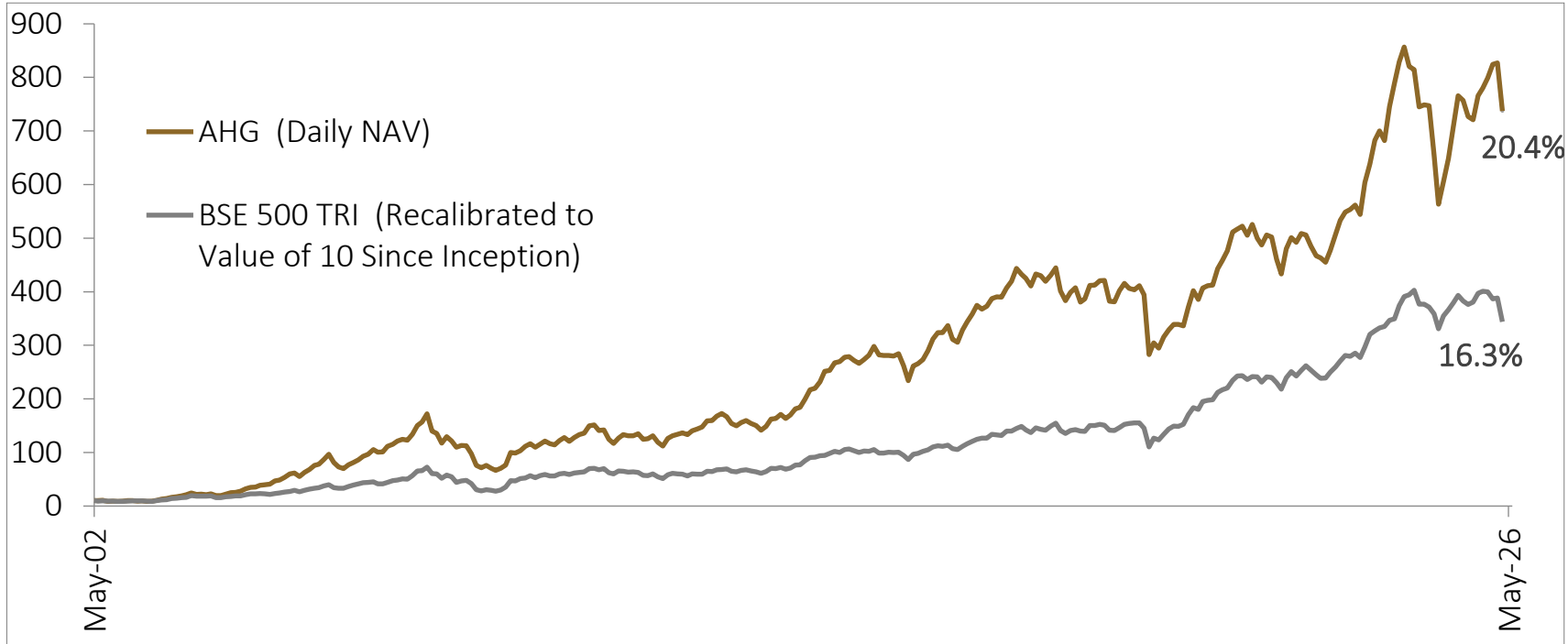
\* All Data as on 31 May 2026

\*\*The benchmark performance is calculated using composite CAGR of BSE 500 TRI values from May 08, 2002 to August 01, 2006 and TRI values since August 01, 2006, as the TRI data of BSE 500 is not available.

**#Performance related information provided herein is not verified by SEBI |** #Returns are net of fees, expenses & taxes (if applicable). Returns less than 365 days: Absolute, greater than 365 days: CAGR (Computed using TWRR method). Past performance is not indicative of future performance. The above performance figures are aggregate of all discretionary clients; the investor's actual portfolio may differ. Please follow the given link for viewing Performance relative to other portfolio managers:  
<https://www.apmiindia.org/apmi/welcomeiaperformance.htm?action=PMSmenu>

# ALCHEMY HIGH GROWTH (AHG) - PERFORMANCE HIGHLIGHTS

NAV-based Performance#



Periodic Returns

Period	% Returns AHG#	% Returns BSE 500 TRI
1 Month	2.8%	-0.2%
3 Months	5.7%	-2.3%
6 Months	12.0%	-5.4%
1 Year	23.2%	-0.1%
2 Years	5.2%	4.1%
3 Years	19.9%	13.5%
5 Years	14.6%	12.3%
Since Inception^^	20.4%	16.3%

Returns shown in above graph are CAGR.

^^Inception Date: May 08, 2002 . The benchmark performance is calculated using composite CAGR of BSE 500 PRI values from May 08, 2002 to August 01, 2006 and TRI values since August 01, 2006, as the TRI data of BSE 500 is not available.

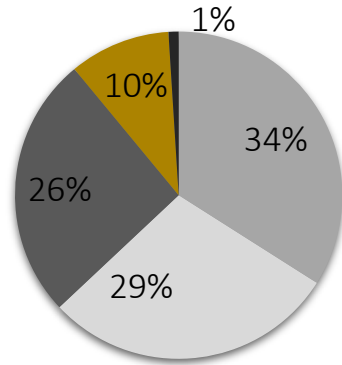
All data as on May 31, 2026

# **Performance related information provided herein is not verified by SEBI**

#Returns are net of fees, expenses & taxes (if applicable). Returns less than 365 days: Absolute, greater than 365 days: CAGR (Computed using TWRR method). Past performance is not indicative of future performance. The above performance figures are aggregate of all discretionary clients; the investor's actual portfolio may differ. Please refer the below link for viewing Performance relative to other portfolio managers : <https://www.apmiindia.org/apmi/welcomeiaperformance.htm?action=PMSmenu>

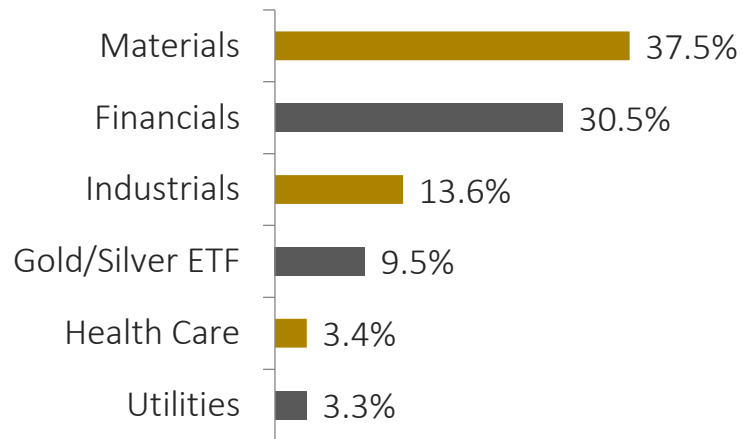
# PORTFOLIO COMPOSITION & ANALYSIS\*

Market Cap Allocation^



■ Large Cap ■ Mid Cap ■ Small Cap ■ Gold/Silver ETF ■ Cash & Equivalent

GICS Sector Allocation (%) †



Ratio Analysis

Parameter	Alchemy High Growth (Since Inception)**	Benchmark (Since Inception)**
Std. Dev.	18.3%	20.6%
Sharpe	0.6	0.4
Beta	0.8	1.0

Top Holdings

Top 10 Stocks by Weight	% Weight
Multi Commodity Exchange of India Ltd	7.9%
Vedanta Ltd	6.8%
Hindustan Zinc Ltd	6.7%
BSE Ltd	5.9%
Hindustan Copper Ltd	5.4%
Nippon India ETF Gold Bees	4.8%
Nippon India Silver ETF	4.7%
Jindal Steel Ltd	4.1%
Aditya Birla Sun Life AMC Ltd	3.9%
Hindalco Industries Ltd	3.9%

\* All data as on May 31, 2026 | \*\* Inception Date: May 8, 2002

^ Source - AMFI | † Source : Bloomberg

The sectors and stocks mentioned here may or may not form part of Client's portfolio.

STANDING TALL  
ALCHEMY CAPITAL MANAGEMENT

# ALCHEMY CAPITAL MANAGEMENT



One of the pioneers of bespoke Portfolio Management Services in India.



Manages/Advises AUM of over USD 1.2 billion (as of May 31, 2026).



Legacy of over 2 decades, built on trust, integrity, and expertise.



Team of stable and experienced investment professionals with deep industry knowledge and the ability to navigate market cycles.



Serving HNIs, UHNIs, Family Offices, Fund of Funds, Institutions and Corporate.



Disciplined investment approach with an emphasis on research, insights and long-term investments for sustainable returns.

## ALCHEMY'S INVESTMENT PHILOSOPHY

We believe that consistent and superior long term absolute returns can be made across market cycles by investing in growth companies with good management teams.



### Robust Financial Metrics

We like businesses which address large and growing external opportunities, have a competitive advantage in effectively exploiting those opportunities and have a scalable business model with higher-than-average Return on Capital Employed (ROCE) over the investment horizon.



### Strong Growth Fundamentals

While growth companies form the core of our portfolio, we also tactically invest in deep value opportunities and special situations that may appear due to and during market cycles.



### Exceptional Management Teams

We believe that management teams are key to business success. We look for managements which have aggression, are aligned to business outcomes while simultaneously having respect for governance and capital allocation.

# INVESTMENT TEAM



**Hiren Ved**  
Director & CIO  
Experience: 30+ Y

## INVESTMENT



**Alok Agarwal**  
Head - Quant & Fund Manager  
Experience: 23 Y



**Mythili Balakrishnan**  
Co-Fund Manager  
Experience: 23 Y



**Himani Shah**  
Co-Fund Manager  
Experience: 22 Y



**Deven Ved**  
Co-Fund Manager, Quant  
Experience: 19 Y



**Jagpreet Chhabra**  
Quant Research Analyst  
Experience: 25 Y



**Rishabha Doshi**  
Quant Analyst  
Experience: 6 Y

## RESEARCH



**Kevyn Kadakia**  
Research Analyst  
Experience: 14 Y



**Vimal Gohil**  
Research Analyst  
Experience: 14 Y



**Ruchika Bhatia**  
Research Analyst  
Experience: 10 Y



**Bhavya Sanghvi**  
Research Analyst  
Experience: 9 Y



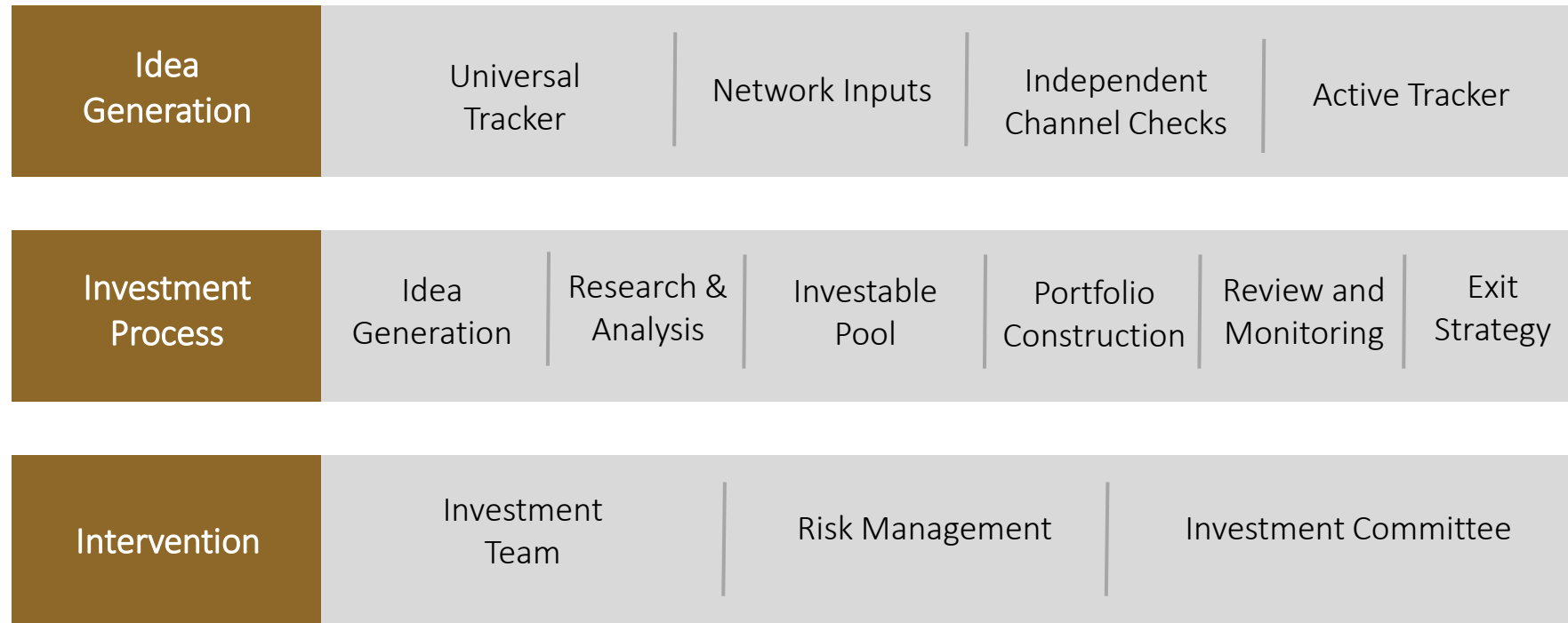
**Dhananjai Bagrodia**  
Research Analyst  
Experience: 9 Y



**Hrushikesh Shah**  
Research Analyst  
Experience: 3 Y

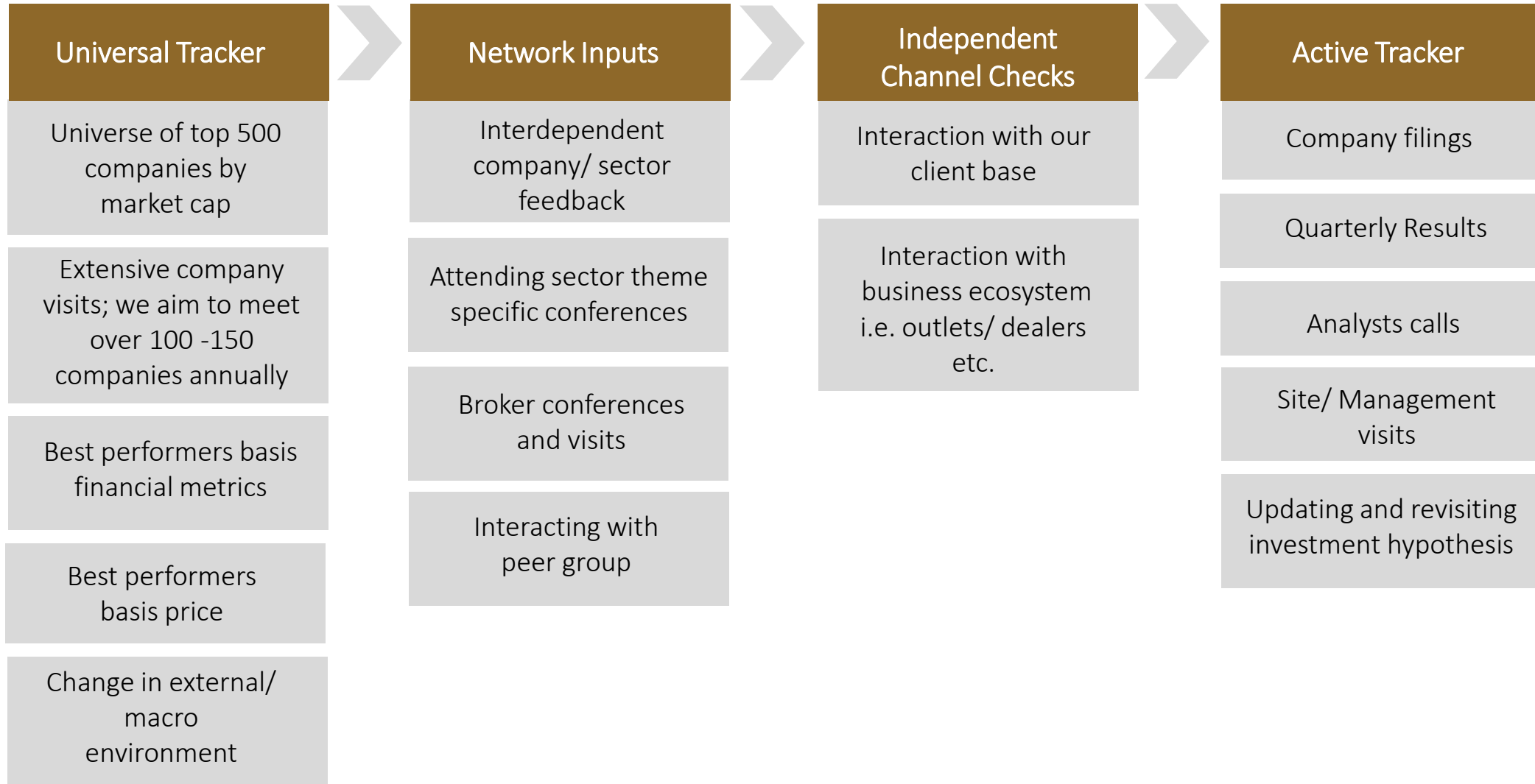
*Note: Total experience in industry is provided herein above*

## 3 I MATRIX: IDEA, INVESTMENT, INTERVENTION

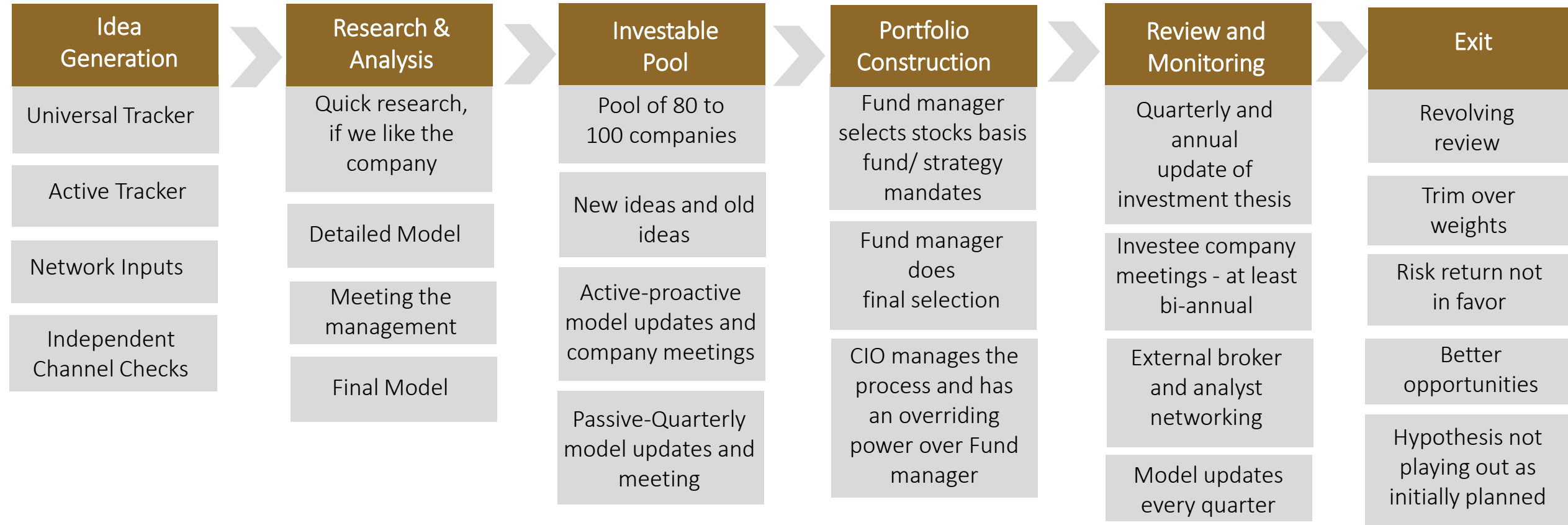


Top-Down Sustainable Themes

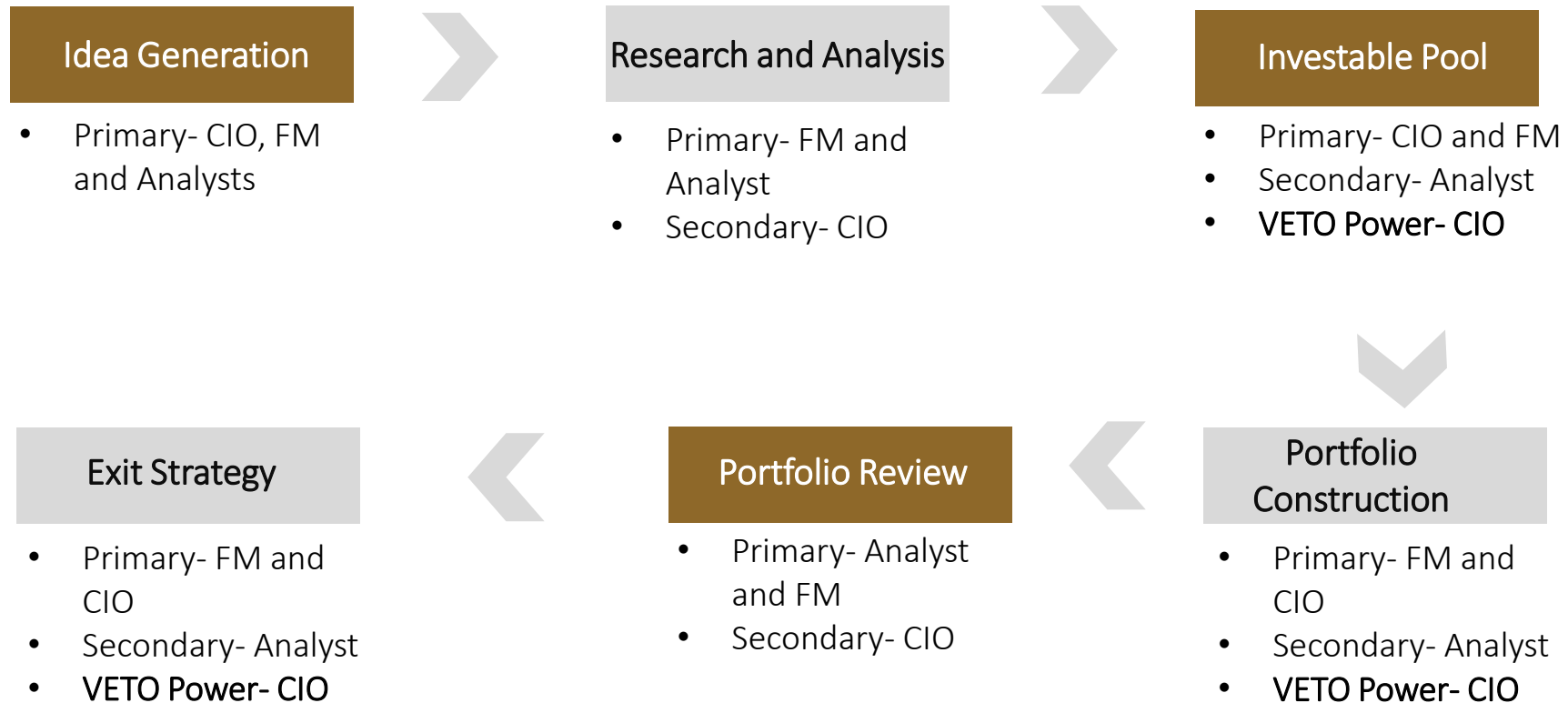
## IDEA GENERATION



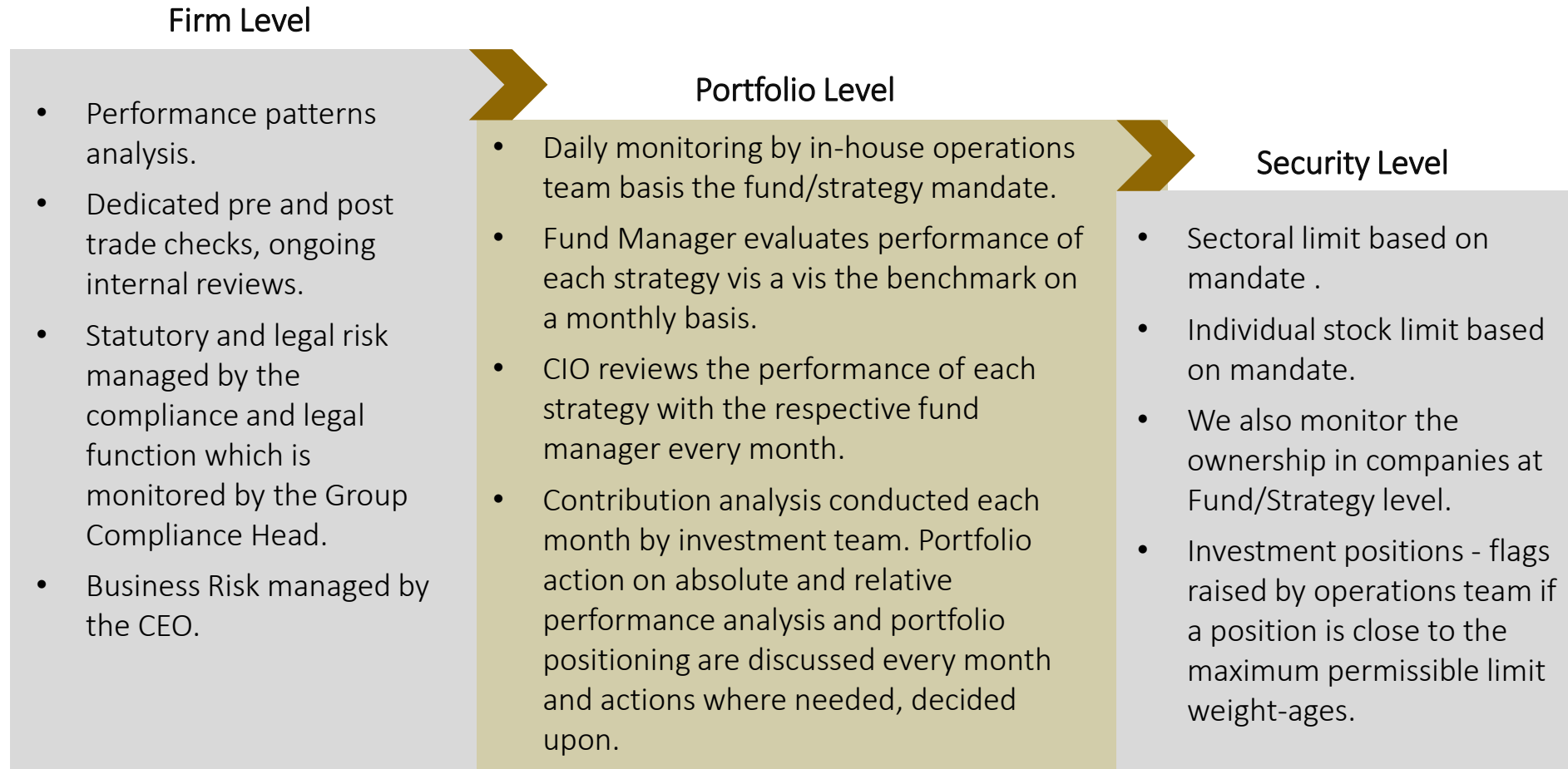
# INVESTMENT PROCESS



# INTERVENTION: INVESTMENT TEAM



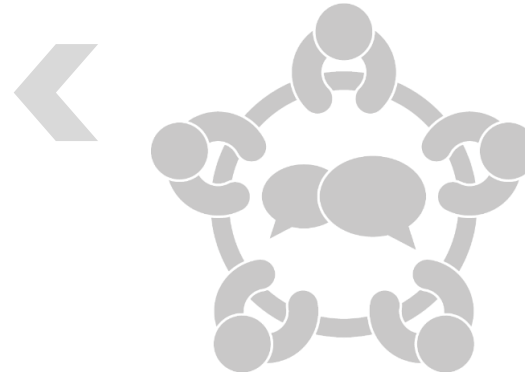
## INTERVENTION: RISK MANAGEMENT



# INTERVENTION: INVESTMENT COMMITTEE

## INVESTMENT COMMITTEE INTERVENTION

CEO, CIO, COO,  
Fund Managers,  
Business Heads and  
Head of Research



## MONTHLY REVIEWS

Forming and reviewing macro view,  
Performance Tracking,  
Contribution Analysis,  
Outlier Management and decisions  
Exception Reporting and Priority Actions

### Major topics discussed in the Investment Committee meet

Macro View	The investment team presents their view on the changes in macro & micro variables and what can be expected in future.
Fund Performance	Performance of all funds/products is analyzed. Each fund manager has to present his portfolio positioning and the impact of change in macro and micro variables that have affected or may affect the portfolio in the future. In case of consistently underperforming positions, triggers of events are defined. If these triggers are not achieved, then relevant actions to be taken/already taken and discussed.
Risk Monitoring	An in-depth contribution analysis is presented to understand under-performers, out-performance and plan of action for the same.

# GENERAL DISCLAIMER

---

## General Risk Factors:

- All products / investment approaches attract various kinds of risks. Please read the relevant Disclosure Document/ Client Agreement/ Offer Documents (includes Private Placement Memorandum and Contribution Agreement) carefully before investing.

## General Disclaimers:

- The information and opinions contained in this report/ presentation have been obtained from sources believed to be reliable, but no representation or warranty, express or implied, is made that such information is accurate or complete.
- Information and opinions contained in the report/ presentation are disseminated for the information of authorized recipients only and are not to be relied upon as advisory or authoritative or taken in substitution for the exercise of due diligence and judgement by any recipient.
- The information and opinions are not, and should not be construed as, an offer or solicitation to buy or sell any securities or make any investments.
- Nothing contained herein, including past performance, shall constitute any representation or warranty as to future performance.
- The client is solely responsible for consulting his/her/its own independent advisors as to the legal, tax, accounting and related matters concerning investments and nothing in this document or in any communication shall constitute such advice.
- The client is expected to understand the risk factors associated with investment & act on the information solely on his/her/its own risk. As a condition for providing this information, the client agrees that Alchemy Capital Management Pvt. Ltd., its Group or affiliates makes no representation and shall have no liability in any way arising to them or any other entity for any loss or damage, direct or indirect, arising from the use of this information.
- This document and its contents are proprietary information of Alchemy Capital Management Pvt. Ltd and may not be reproduced or otherwise disseminated in whole or in part without the written consent.
- The information and opinions contained in this document may contain “forward-looking statements”, which can be identified by the use of forward-looking terminology such as “may”, “will”, “seek”, “should”, “expect”, “anticipate”, “project”, “estimate”, “intend”, “continue” or “believe” or the negatives thereof or other variations thereon or comparable terminology. Due to various risks and uncertainties, including those set forth under the Disclosure Document/Offer Documents, actual events or results or the actual performance may differ materially from those reflected or contemplated in such forward-looking statements.

## Regulatory Disclosures:

- All clients have an option to invest in the above products / investment approaches directly, without intermediation of persons engaged in distribution services.
- This document, its contents, especially the Performance related information, is not verified by SEBI or any regulator.

**Alchemy Capital Management Pvt. Ltd.**

B-4, Amerchand Mansion, 16 Madame Cama Road, Mumbai 400 001

Phone: +91-22-66171700 | Email: [contactus@alchemycapital.com](mailto:contactus@alchemycapital.com) | Website: [www.alchemycapital.com](http://www.alchemycapital.com)

CIN: U67120MH1999PTC119811 | SEBI Regn No.: INP000000365